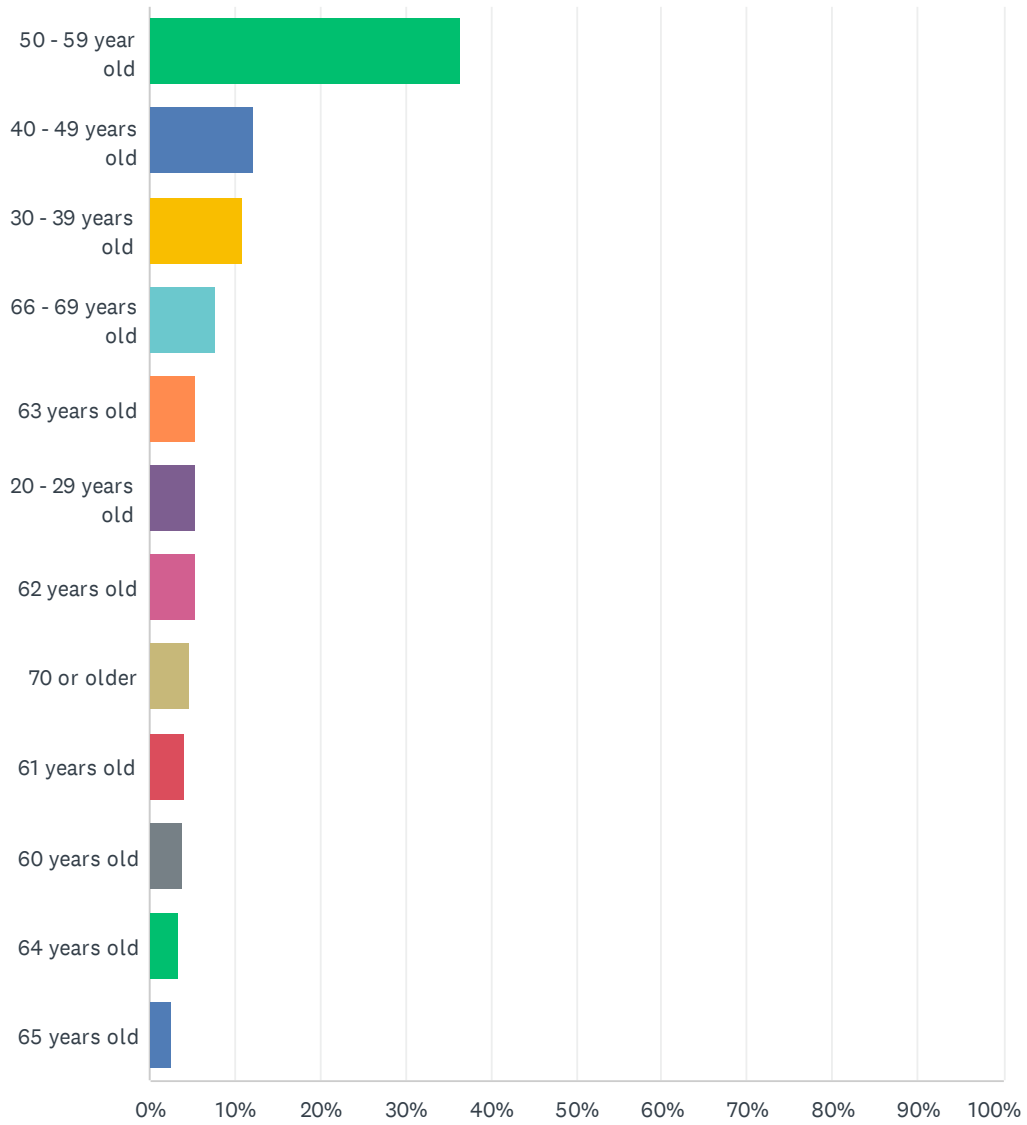


# Q1 If you're an RPG programmer, what age group do you fall into?

Answered: 631 Skipped: 29

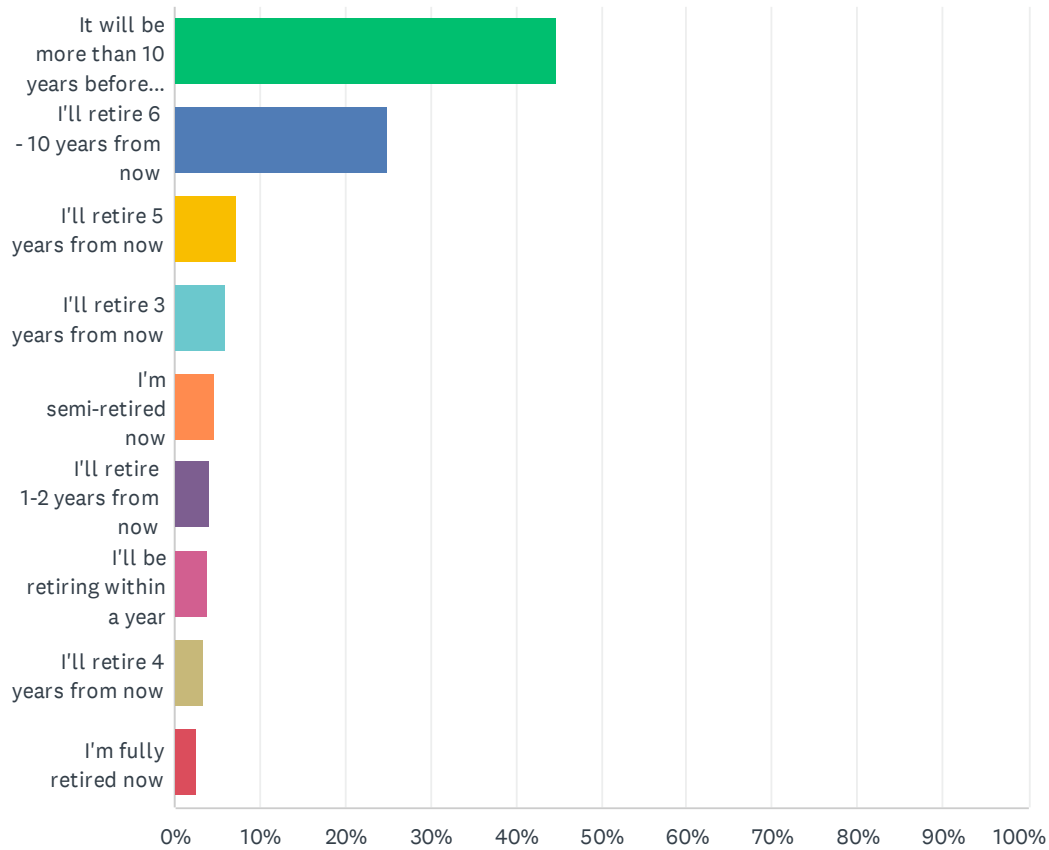


2022 IBM i (AS400, iSeries) Survey

ANSWER CHOICES	RESPONSES	
50 - 59 year old	36.45%	230
40 - 49 years old	12.20%	77
30 - 39 years old	10.78%	68
66 - 69 years old	7.61%	48
63 years old	5.39%	34
20 - 29 years old	5.23%	33
62 years old	5.23%	33
70 or older	4.60%	29
61 years old	4.12%	26
60 years old	3.80%	24
64 years old	3.49%	22
65 years old	2.54%	16
Total Respondents: 631		

## Q2 If you're an RPG programmer, when do you plan to retire?

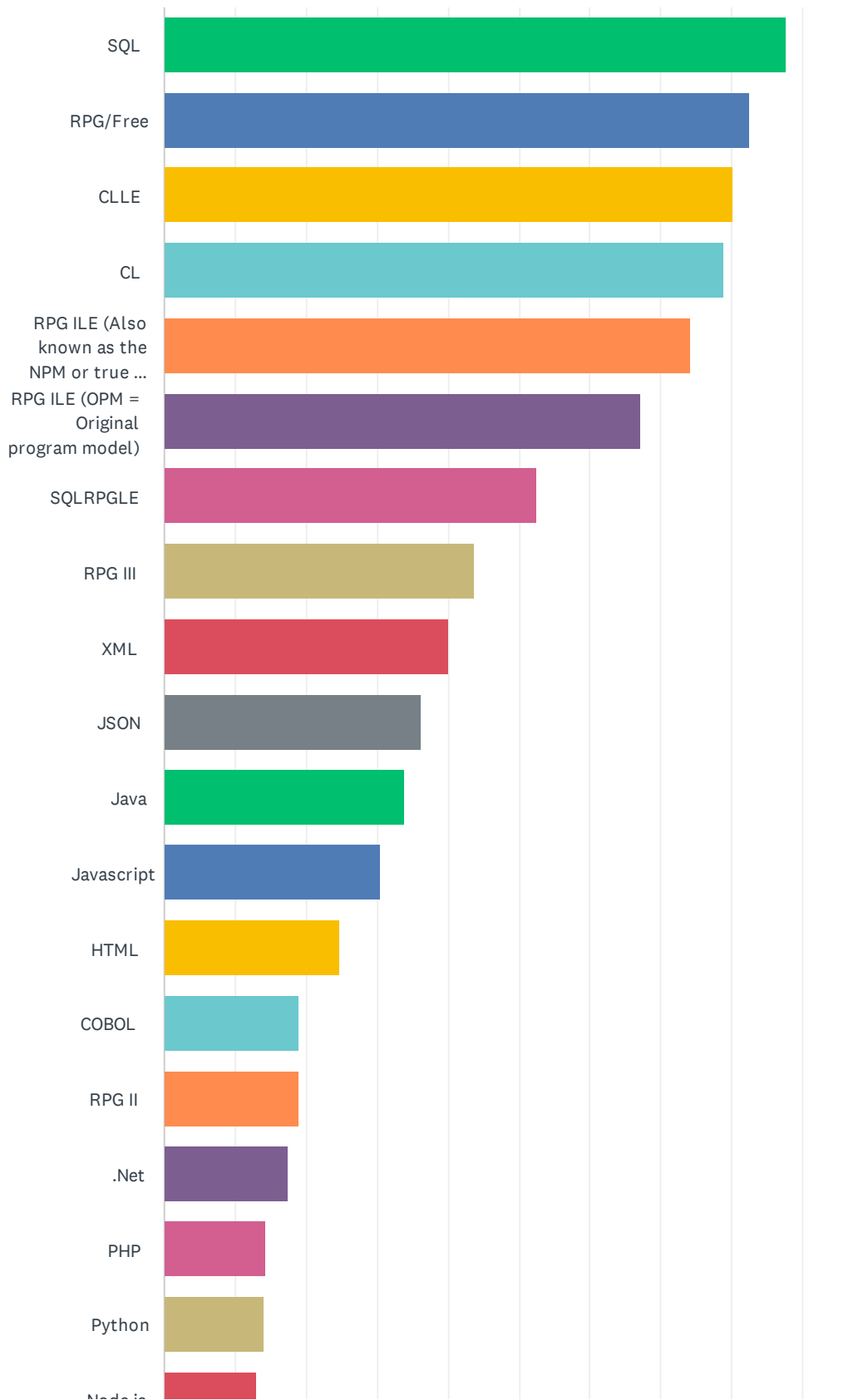
Answered: 628 Skipped: 32



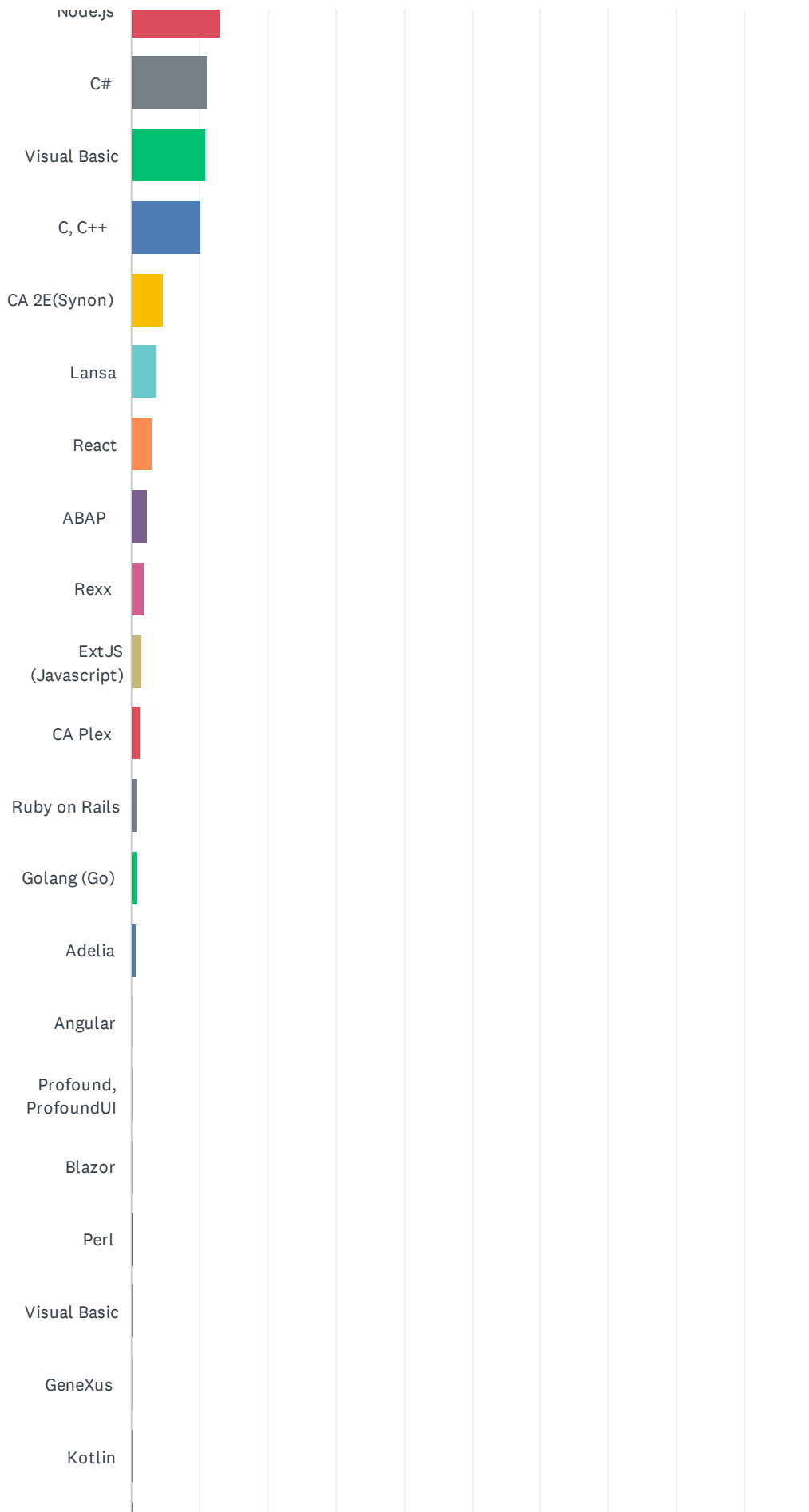
ANSWER CHOICES	RESPONSES	
It will be more than 10 years before I'm ready to retire	44.75%	281
I'll retire 6 - 10 years from now	24.84%	156
I'll retire 5 years from now	7.32%	46
I'll retire 3 years from now	6.05%	38
I'm semi-retired now	4.78%	30
I'll retire 1-2 years from now	4.14%	26
I'll be retiring within a year	3.82%	24
I'll retire 4 years from now	3.50%	22
I'm fully retired now	2.55%	16
Total Respondents: 628		

### Q3 What programming languages does your company use?

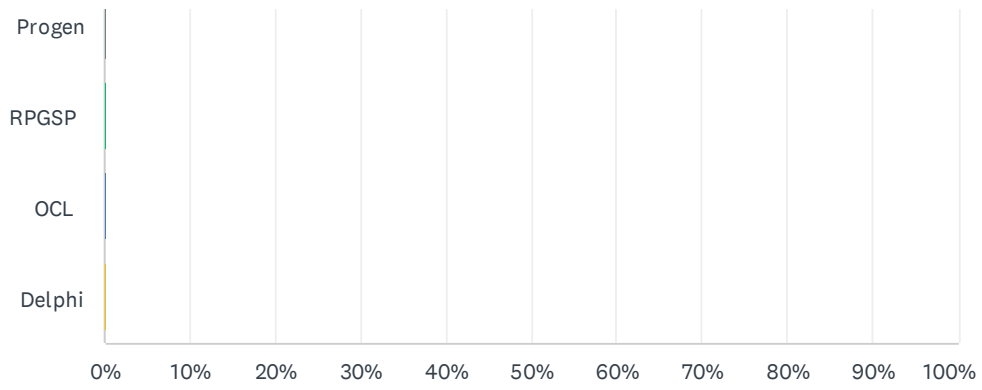
Answered: 650 Skipped: 10



# 2022 IBM i (AS400, iSeries) Survey



# 2022 IBM i (AS400, iSeries) Survey



## 2022 IBM i (AS400, iSeries) Survey

ANSWER CHOICES	RESPONSES	
SQL	87.69%	570
RPG/Free	82.46%	536
CLLE	80.15%	521
CL	78.92%	513
RPG ILE (Also known as the NPM or true RPG ILE)	74.15%	482
RPG ILE (OPM = Original program model)	67.23%	437
SQLRPGLE	52.46%	341
RPG III	43.69%	284
XML	40.15%	261
JSON	36.31%	236
Java	33.85%	220
Javascript	30.46%	198
HTML	24.77%	161
COBOL	19.08%	124
RPG II	18.92%	123
.Net	17.54%	114
PHP	14.31%	93
Python	14.15%	92
Node.js	13.08%	85
C#	11.08%	72
Visual Basic	10.92%	71
C, C++	10.15%	66
CA 2E(Synon)	4.62%	30
Lansa	3.69%	24
React	2.92%	19
ABAP	2.31%	15
Rexx	1.85%	12
ExtJS (Javascript)	1.54%	10
CA Plex	1.23%	8
Ruby on Rails	0.77%	5
Golang (Go)	0.77%	5
Adelia	0.62%	4

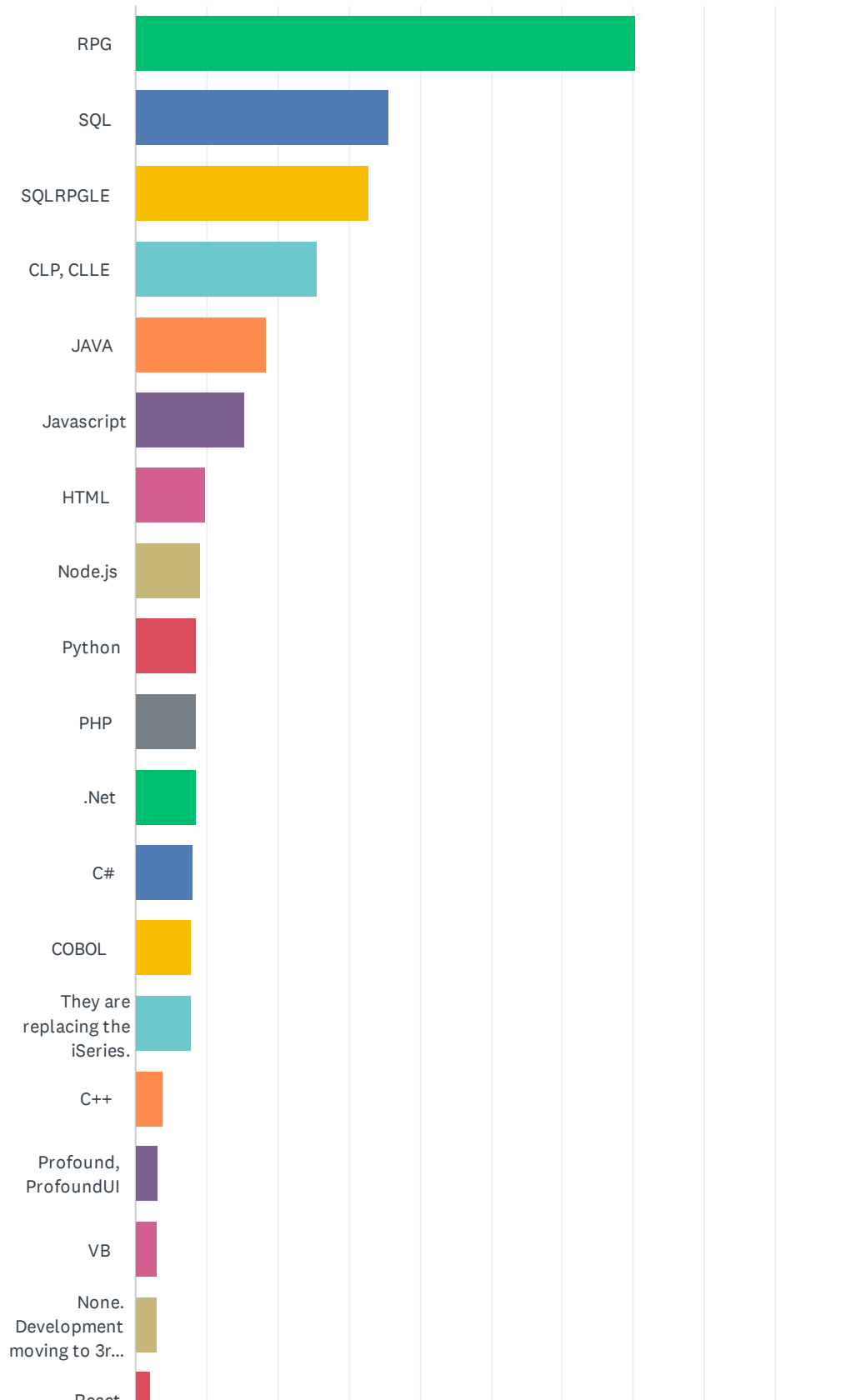
## 2022 IBM i (AS400, iSeries) Survey

Angular	0.31%	2
Profound, ProfoundUI	0.31%	2
Blazor	0.15%	1
Perl	0.15%	1
Visual Basic	0.15%	1
GeneXus	0.15%	1
Kotlin	0.15%	1
Progen	0.15%	1
RPGSP	0.15%	1
OCL	0.15%	1
Delphi	0.15%	1
Total Respondents: 650		

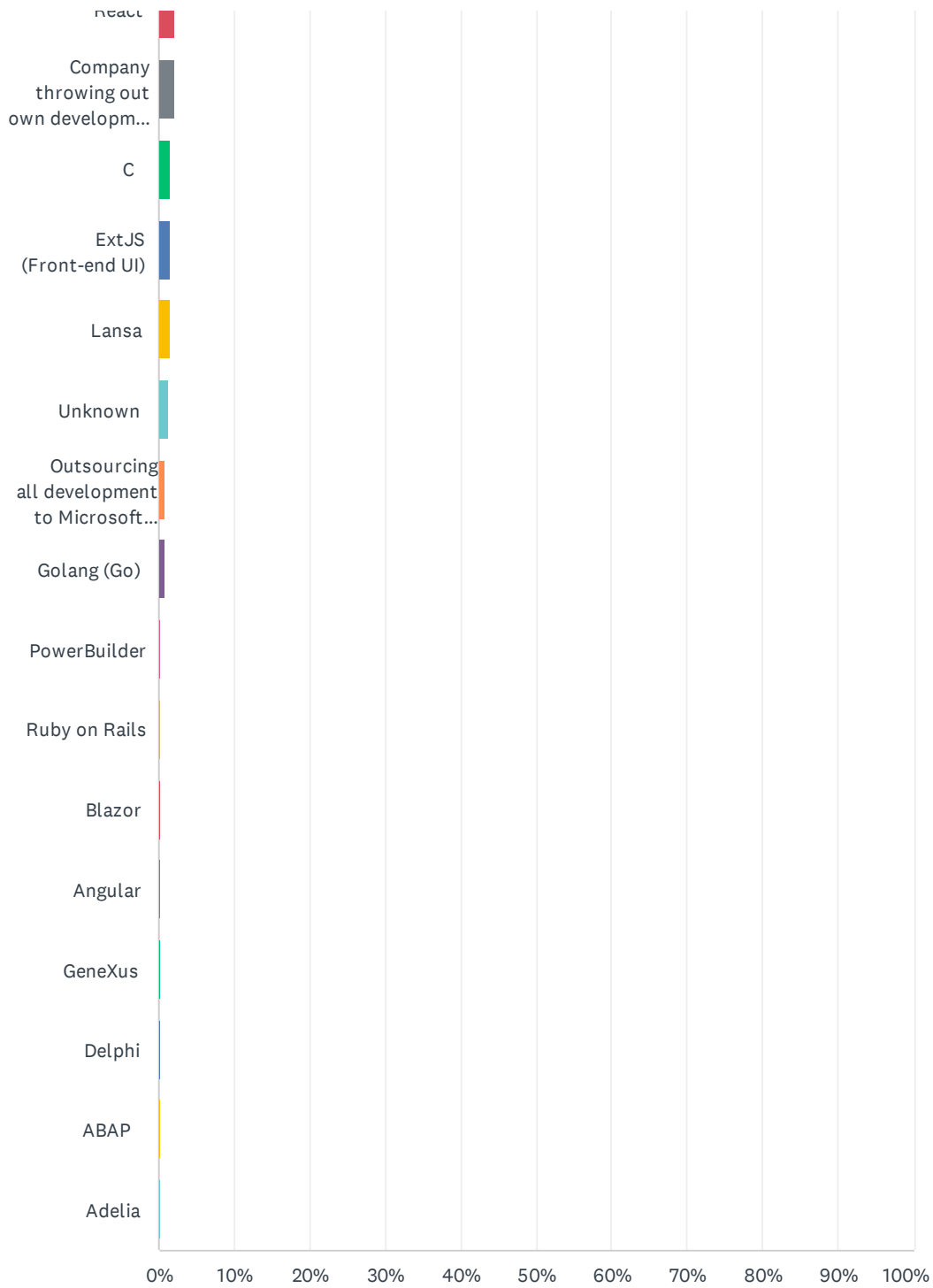


# Q4 What languages are you standardizing on for new development?

Answered: 628 Skipped: 32



# 2022 IBM i (AS400, iSeries) Survey



## 2022 IBM i (AS400, iSeries) Survey

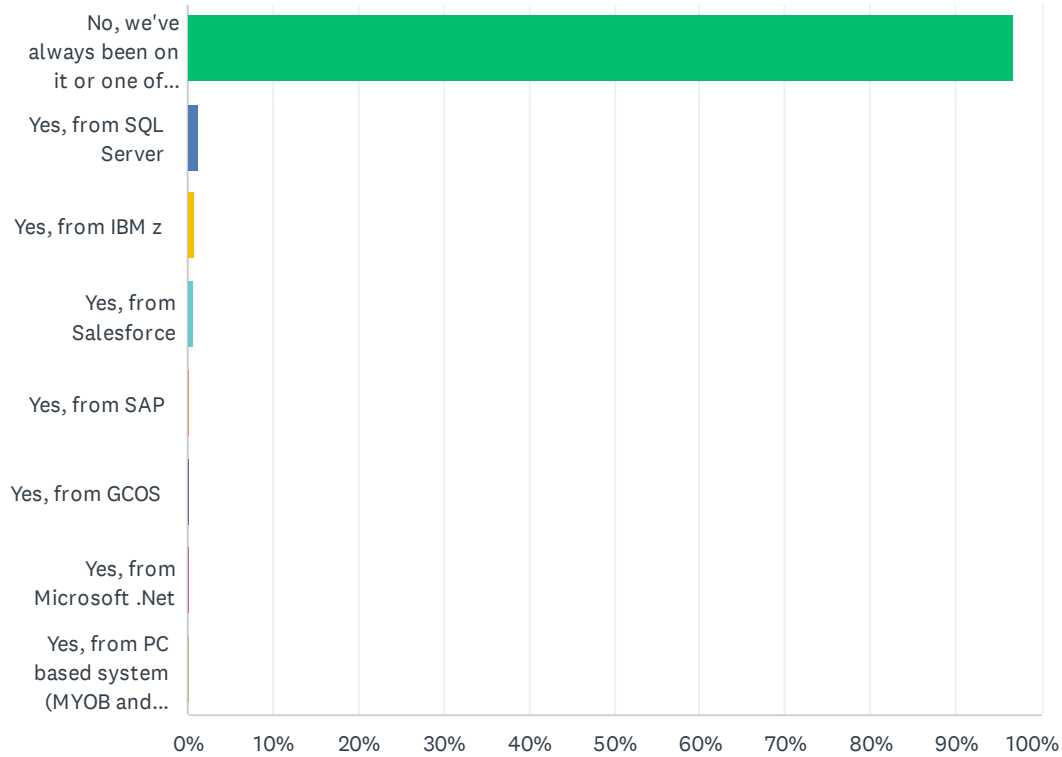
ANSWER CHOICES	RESPONSES	
RPG	70.38%	442
SQL	35.51%	223
SQLRPGLE	32.80%	206
CLP, CLLE	25.64%	161
JAVA	18.31%	115
Javascript	15.45%	97
HTML	9.71%	61
Node.js	9.24%	58
Python	8.60%	54
PHP	8.44%	53
.Net	8.44%	53
C#	8.12%	51
COBOL	7.96%	50
They are replacing the iSeries.	7.96%	50
C++	3.82%	24
Profound, ProfoundUI	3.18%	20
VB	3.03%	19
None. Development moving to 3rd party application providers.	3.03%	19
React	2.07%	13
Company throwing out own development system and going to purchase a standard system	2.07%	13
C	1.59%	10
ExtJS (Front-end UI)	1.43%	9
Lansa	1.43%	9
Unknown	1.27%	8
Outsourcing all development to Microsoft platform with SQL	0.96%	6
Golang (Go)	0.80%	5
PowerBuilder	0.32%	2
Ruby on Rails	0.32%	2
Blazor	0.16%	1
Angular	0.16%	1
GeneXus	0.16%	1
Delphi	0.16%	1

# 2022 IBM i (AS400, iSeries) Survey

ABAP	0.16%	1
Adelia	0.16%	1
Total Respondents: 628		

## Q5 Did your company migrate to IBM i from a different platform during the last 3 years? (If so, from which platform?)

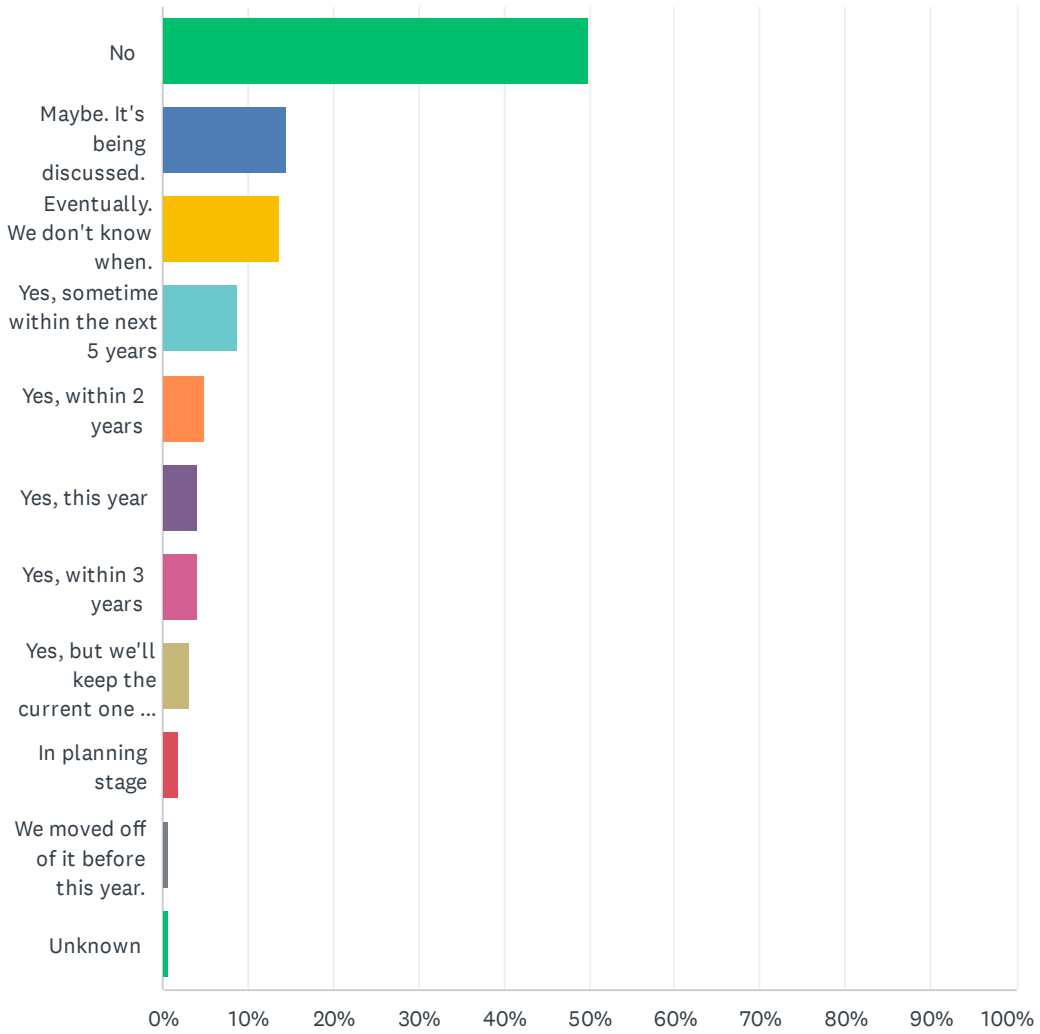
Answered: 631 Skipped: 29



ANSWER CHOICES	RESPONSES	
No, we've always been on it or one of its predecessors.	96.83%	611
Yes, from SQL Server	1.27%	8
Yes, from IBM z	0.79%	5
Yes, from Salesforce	0.63%	4
Yes, from SAP	0.32%	2
Yes, from GCOS	0.16%	1
Yes, from Microsoft .Net	0.16%	1
Yes, from PC based system (MYOB and Quickbooks)	0.16%	1
Total Respondents: 631		

# Q6 Does your company plan to migrate completely off of the platform?

Answered: 645 Skipped: 15

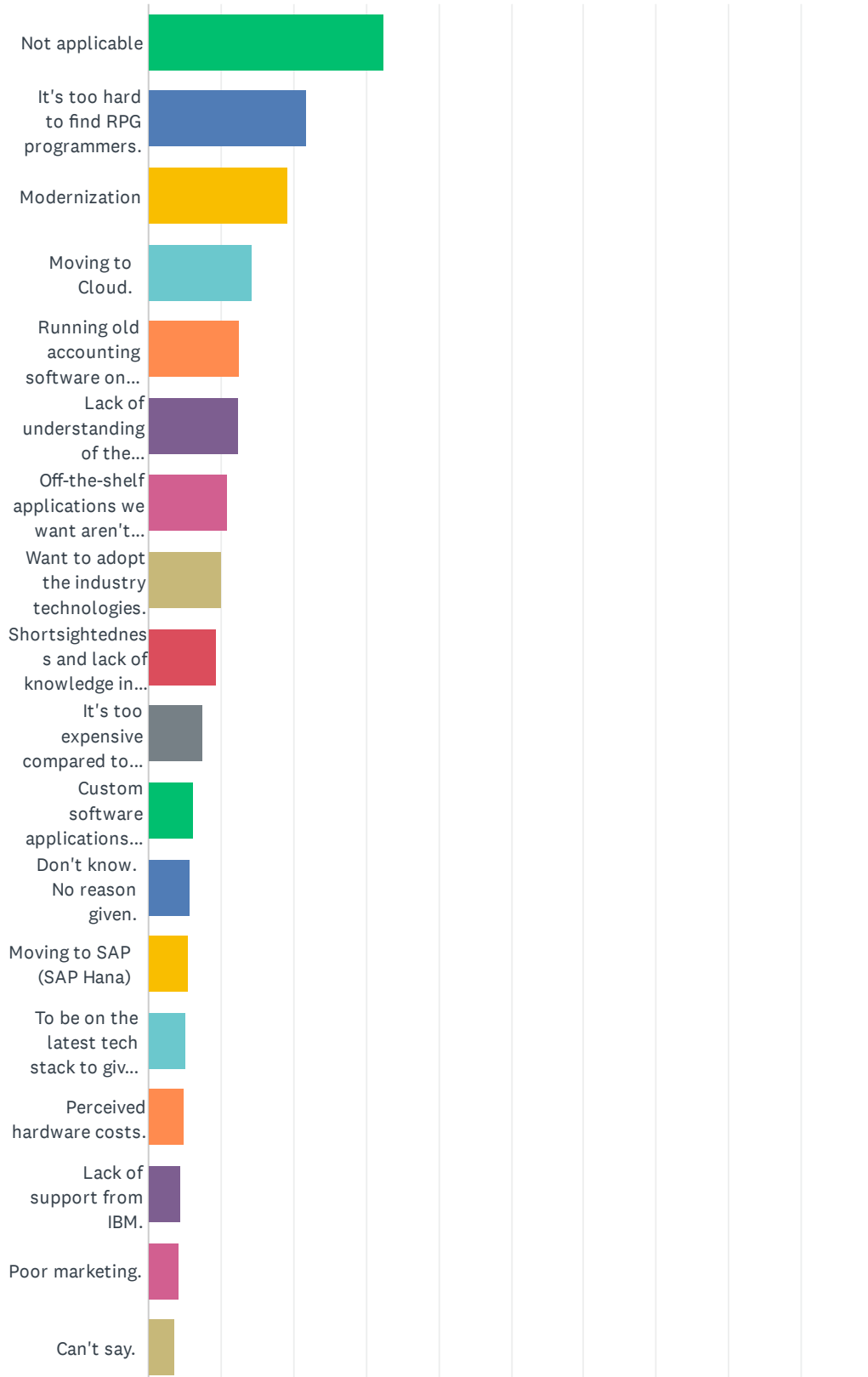


2022 IBM i (AS400, iSeries) Survey

ANSWER CHOICES	RESPONSES	
No	49.92%	322
Maybe. It's being discussed.	14.57%	94
Eventually. We don't know when.	13.64%	88
Yes, sometime within the next 5 years	8.68%	56
Yes, within 2 years	4.81%	31
Yes, this year	4.03%	26
Yes, within 3 years	4.03%	26
Yes, but we'll keep the current one for historical purposes for a couple of years.	3.26%	21
In planning stage	2.02%	13
We moved off of it before this year.	0.62%	4
Unknown	0.62%	4
Total Respondents: 645		

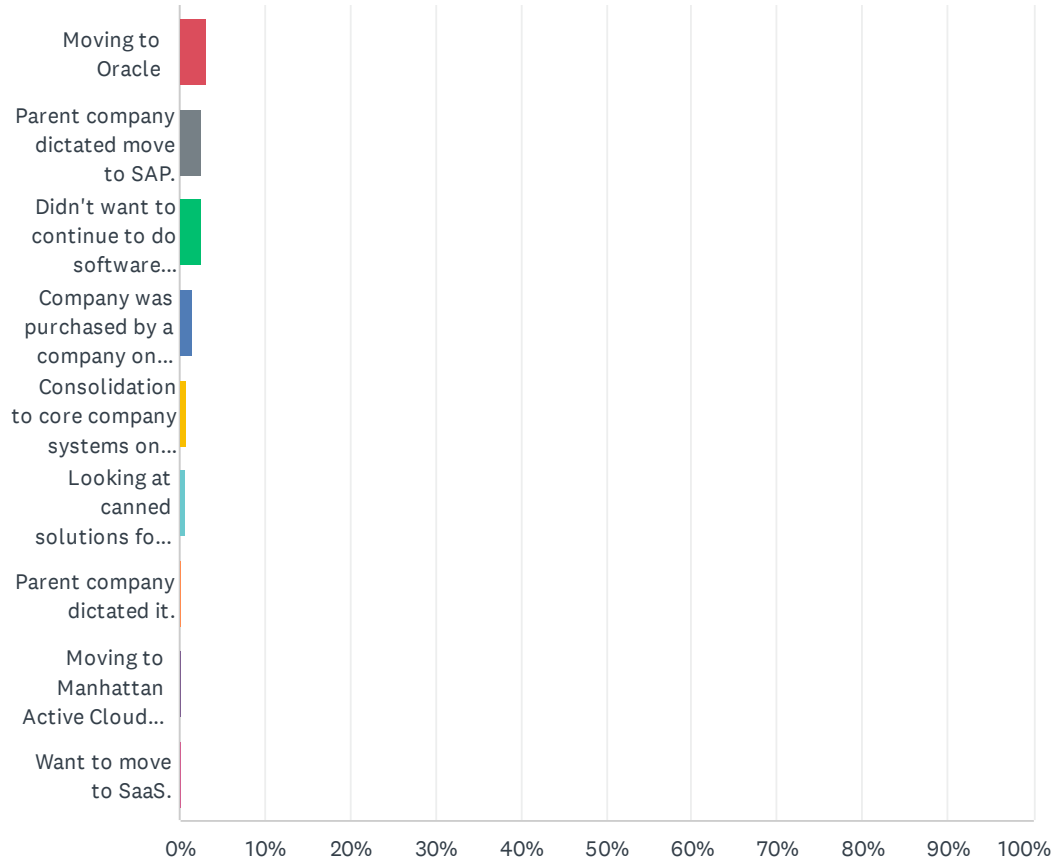
# Q7 If your company is migrating off of IBM i, what are the main reasons for doing it?

Answered: 538 Skipped: 122





# 2022 IBM i (AS400, iSeries) Survey

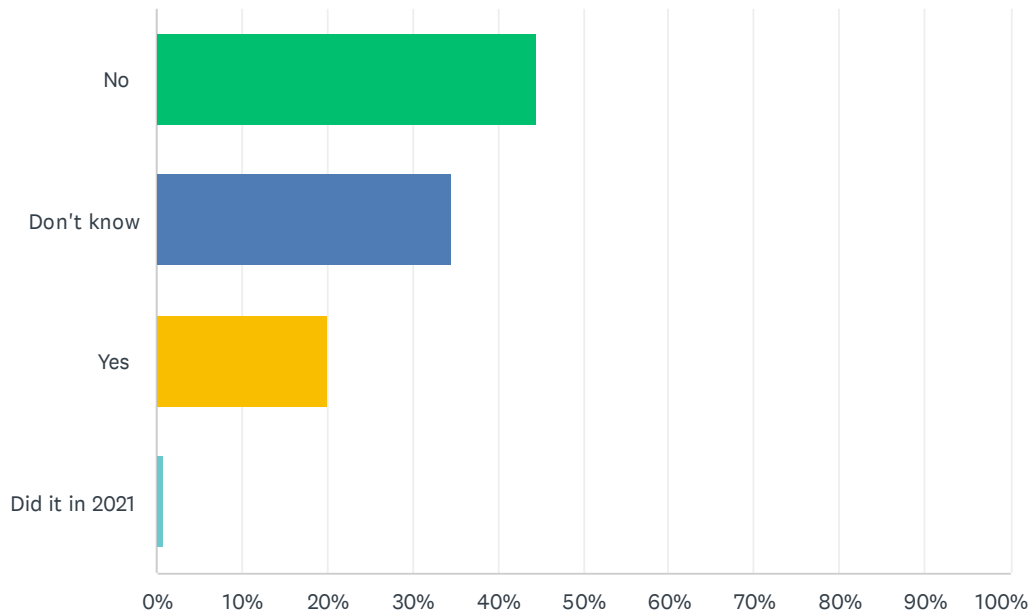


2022 IBM i (AS400, iSeries) Survey

ANSWER CHOICES	RESPONSES	
Not applicable	32.34%	174
It's too hard to find RPG programmers.	21.75%	117
Modernization	19.14%	103
Moving to Cloud.	14.31%	77
Running old accounting software on green screen. Perception is IBM i is old technology.	12.64%	68
Lack of understanding of the capabilities of the platform.	12.45%	67
Off-the-shelf applications we want aren't available for the IBM i.	10.78%	58
Want to adopt the industry technologies.	10.04%	54
Shortsightedness and lack of knowledge in leadership.	9.48%	51
It's too expensive compared to similar systems.	7.43%	40
Custom software applications, browser / web-based	6.13%	33
Don't know. No reason given.	5.76%	31
Moving to SAP (SAP Hana)	5.58%	30
To be on the latest tech stack to give customers confidence we aren't outdated.	5.02%	27
Perceived hardware costs.	4.83%	26
Lack of support from IBM.	4.46%	24
Poor marketing.	4.28%	23
Can't say.	3.53%	19
Moving to Oracle	3.16%	17
Parent company dictated move to SAP.	2.60%	14
Didn't want to continue to do software development.	2.60%	14
Company was purchased by a company on Microsoft platform.	1.49%	8
Consolidation to core company systems on Microsoft Dynamics.	0.93%	5
Looking at canned solutions for K12.	0.56%	3
Parent company dictated it.	0.19%	1
Moving to Manhattan Active Cloud WMS system.	0.19%	1
Want to move to SaaS.	0.19%	1
Total Respondents: 538		

## Q8 Are you planning an IBM i hardware refresh in 2022?

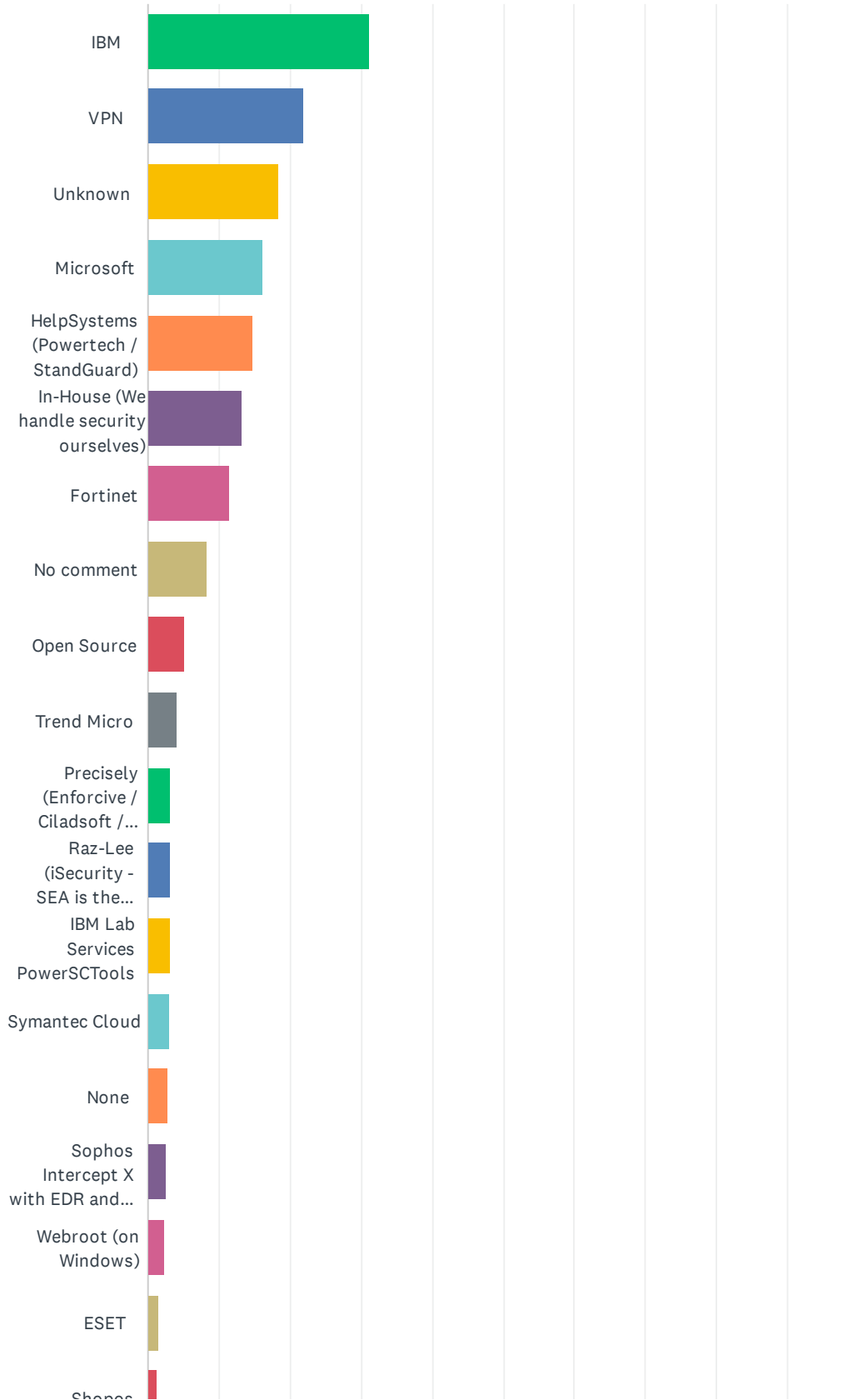
Answered: 640 Skipped: 20



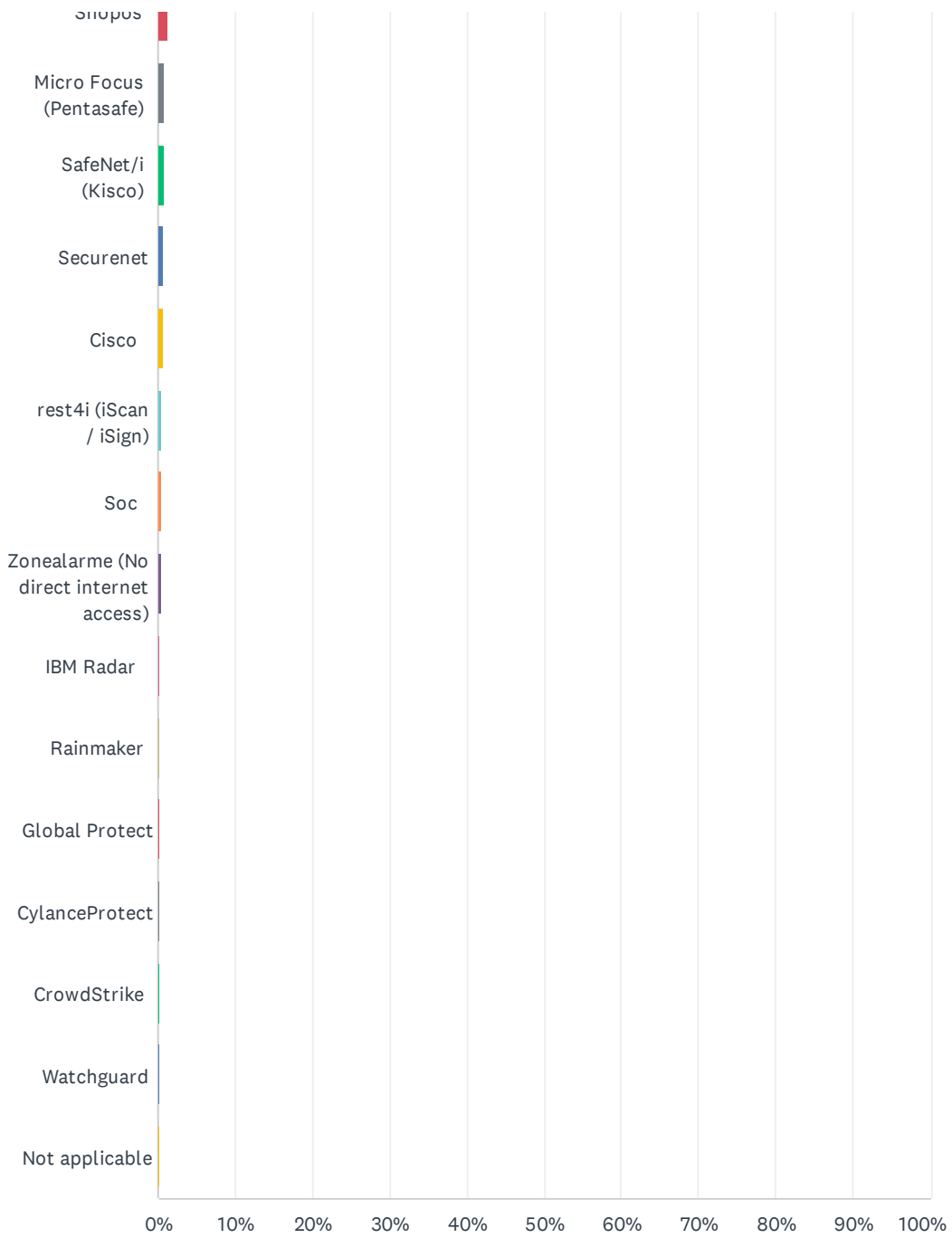
ANSWER CHOICES	RESPONSES	
No	44.53%	285
Don't know	34.53%	221
Yes	20.00%	128
Did it in 2021	0.94%	6
TOTAL		640

# Q9 What security product are you using?

Answered: 517 Skipped: 143



# 2022 IBM i (AS400, iSeries) Survey



## 2022 IBM i (AS400, iSeries) Survey

ANSWER CHOICES	RESPONSES	
IBM	31.14%	161
VPN	22.05%	114
Unknown	18.38%	95
Microsoft	16.25%	84
HelpSystems (Powertech / StandGuard)	14.70%	76
In-House (We handle security ourselves)	13.15%	68
Fortinet	11.61%	60
No comment	8.32%	43
Open Source	5.03%	26
Trend Micro	4.06%	21
Precisely (Enforcive / Ciladsoft / Townsend Security)	3.29%	17
Raz-Lee (iSecurity - SEA is the North American reseller)	3.09%	16
IBM Lab Services PowerSCTools	3.09%	16
Symantec Cloud	2.90%	15
None	2.71%	14
Sophos Intercept X with EDR and MTR	2.51%	13
Webroot (on Windows)	2.32%	12
ESET	1.55%	8
Shopos	1.35%	7
Micro Focus (Pentasefe)	0.77%	4
SafeNet/i (Kisco)	0.77%	4
Securenet	0.58%	3
Cisco	0.58%	3
rest4i (iScan / iSign)	0.39%	2
Soc	0.39%	2
Zonealarm (No direct internet access)	0.39%	2
IBM Radar	0.19%	1
Rainmaker	0.19%	1
Global Protect	0.19%	1
CylanceProtect	0.19%	1
CrowdStrike	0.19%	1
Watchguard	0.19%	1

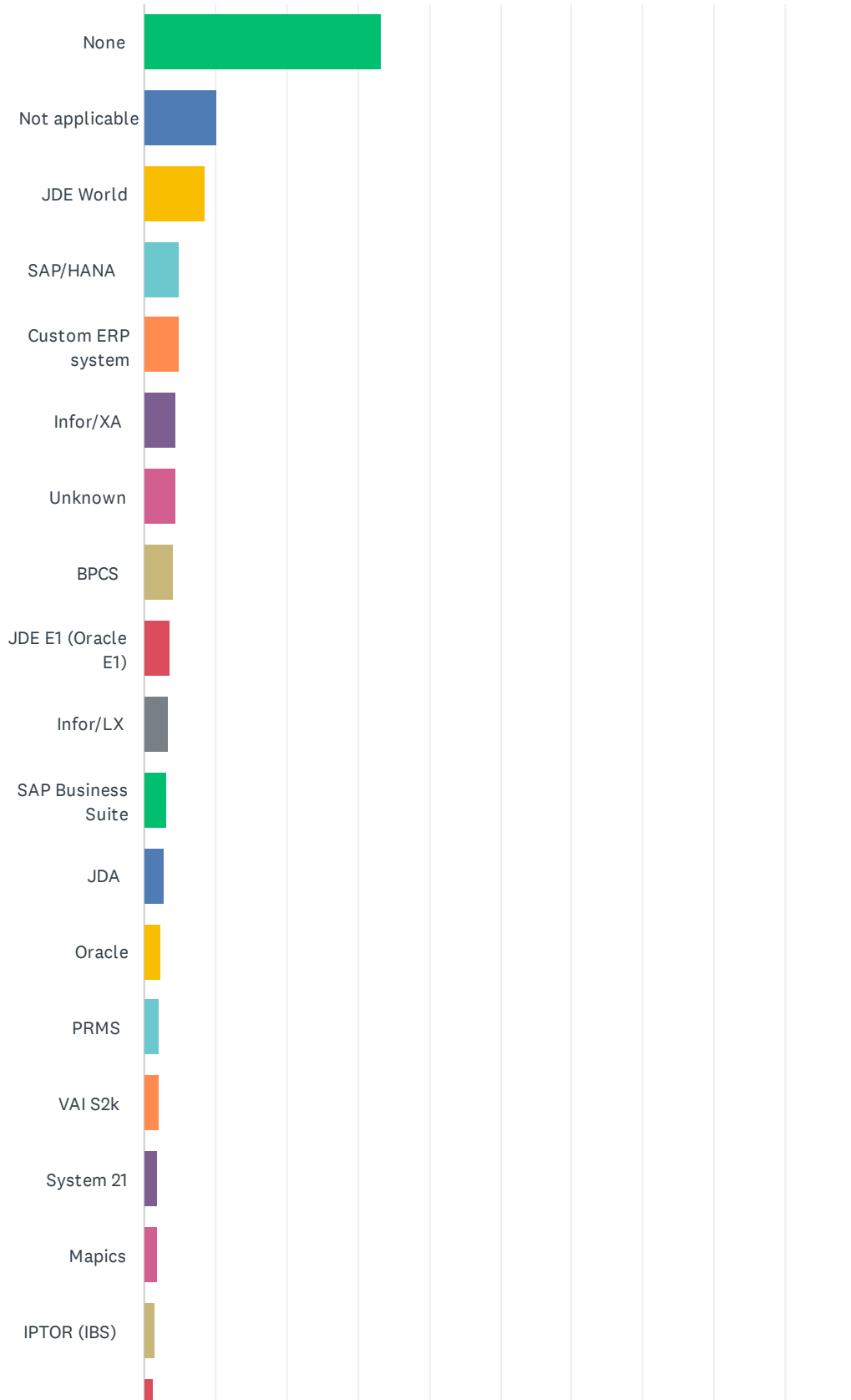
Not applicable  
Total Respondents: 517

0.19%

1

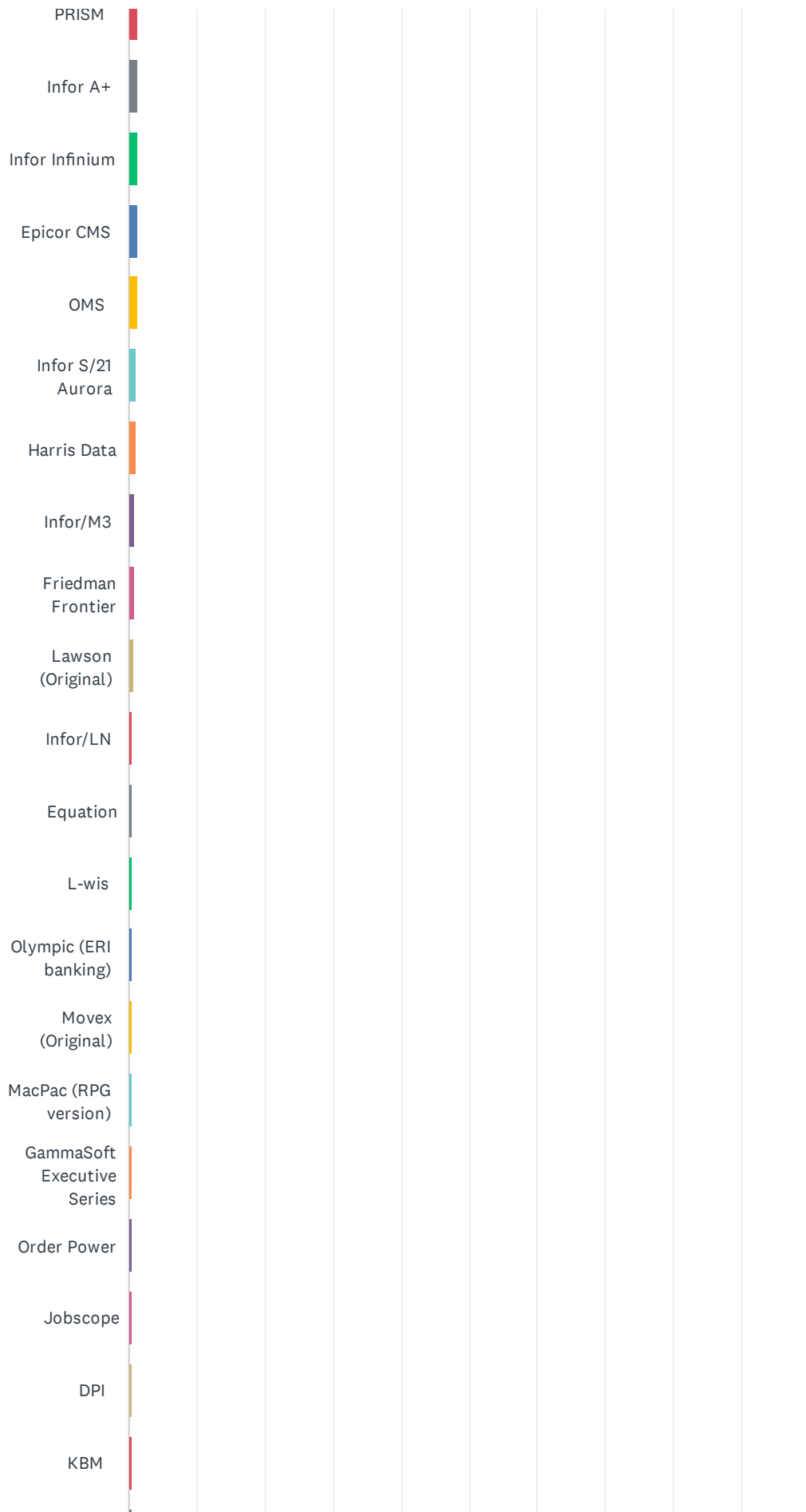
# Q10 What ERP package are you using?

Answered: 511 Skipped: 149





# 2022 IBM i (AS400, iSeries) Survey



# 2022 IBM i (AS400, iSeries) Survey



# 2022 IBM i (AS400, iSeries) Survey

Intrepid  
Evolution

Cardinal

Bridge

ALE

Synapse

Medhost

ICC

OLYMP INFITEX

Plex  
Manufacturing  
System

Logimax

WCS

LANSAL

H&S

Conseg Consis  
International

Microsoft D365

Infolog WMS

VAS

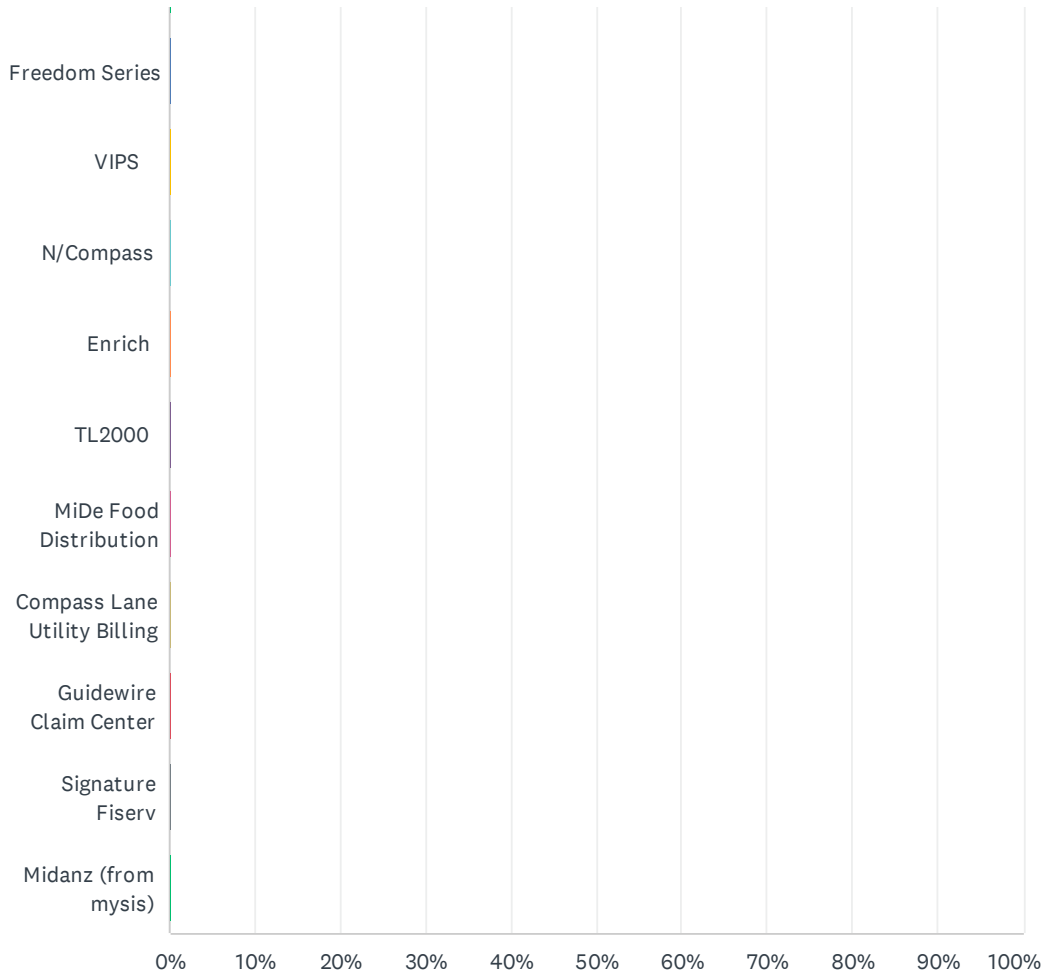
AFSI Ross

DSI

IDS

ComPlete

# 2022 IBM i (AS400, iSeries) Survey



## 2022 IBM i (AS400, iSeries) Survey

ANSWER CHOICES	RESPONSES	
None	33.27%	170
Not applicable	10.18%	52
JDE World	8.61%	44
SAP/HANA	4.89%	25
Custom ERP system	4.89%	25
Infor/XA	4.50%	23
Unknown	4.50%	23
BPCS	4.11%	21
JDE E1 (Oracle E1)	3.52%	18
Infor/LX	3.33%	17
SAP Business Suite	3.13%	16
JDA	2.74%	14
Oracle	2.35%	12
PRMS	2.15%	11
VAI S2k	2.15%	11
System 21	1.96%	10
Mapics	1.96%	10
IPTOR (IBS)	1.57%	8
PRISM	1.37%	7
Infor A+	1.17%	6
Infor Infinium	1.17%	6
Epicor CMS	1.17%	6
OMS	1.17%	6
Infor S/21 Aurora	0.98%	5
Harris Data	0.98%	5
Infor/M3	0.78%	4
Friedman Frontier	0.78%	4
Lawson (Original)	0.59%	3
Infor/LN	0.39%	2
Equation	0.39%	2
L-wis	0.39%	2
Olympic (ERI banking)	0.39%	2

2022 IBM i (AS400, iSeries) Survey

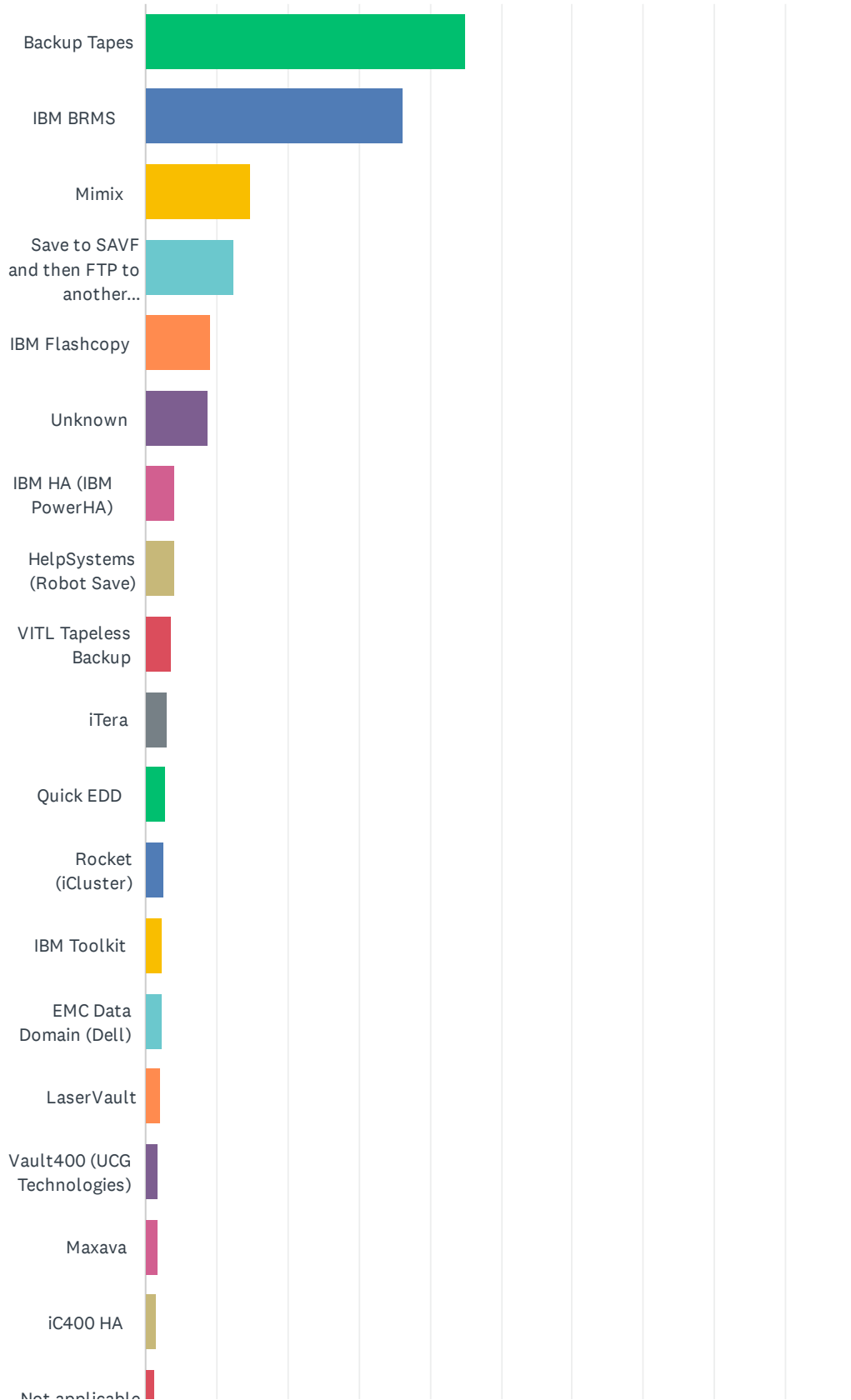
Movex (Original)	0.39%	2
MacPac (RPG version)	0.39%	2
GammaSoft Executive Series	0.39%	2
Order Power	0.39%	2
Jobscope	0.39%	2
DPI	0.39%	2
KBM	0.39%	2
Mincron	0.39%	2
TMW	0.39%	2
Smeup	0.39%	2
InforAuto Release	0.20%	1
SAP (didn't specify version)	0.20%	1
SAP ByDesign	0.20%	1
Arcad	0.20%	1
Finastra Fusion Banking	0.20%	1
Central Square (Superion, HTE)	0.20%	1
Nordic	0.20%	1
Oracle Fusion Cloud	0.20%	1
Oracle EBS	0.20%	1
Nutech/Viewoint	0.20%	1
Island Pacific	0.20%	1
SoftwareSirio	0.20%	1
CMS	0.20%	1
Sage X3	0.20%	1
Mozart	0.20%	1
Cerner	0.20%	1
Gama	0.20%	1
Turning Point Systems	0.20%	1
Intrepid Evolution	0.20%	1
Cardinal	0.20%	1
Bridge	0.20%	1
ALE	0.20%	1
Synapse	0.20%	1
Medhost	0.20%	1

2022 IBM i (AS400, iSeries) Survey

ICC	0.20%	1
OLYMP INFITEX	0.20%	1
Plex Manufacturing System	0.20%	1
Logimax	0.20%	1
WCS	0.20%	1
LANSA	0.20%	1
H&S	0.20%	1
Conseg Consis International	0.20%	1
Microsoft D365	0.20%	1
Infolog WMS	0.20%	1
VAS	0.20%	1
AFSI Ross	0.20%	1
DSI	0.20%	1
IDS	0.20%	1
ComPlete	0.20%	1
Freedom Series	0.20%	1
VIPS	0.20%	1
N/Compass	0.20%	1
Enrich	0.20%	1
TL2000	0.20%	1
MiDe Food Distribution	0.20%	1
Compass Lane Utility Billing	0.20%	1
Guidewire Claim Center	0.20%	1
Signature Fiserv	0.20%	1
Midanz (from mysis)	0.20%	1
Total Respondents: 511		

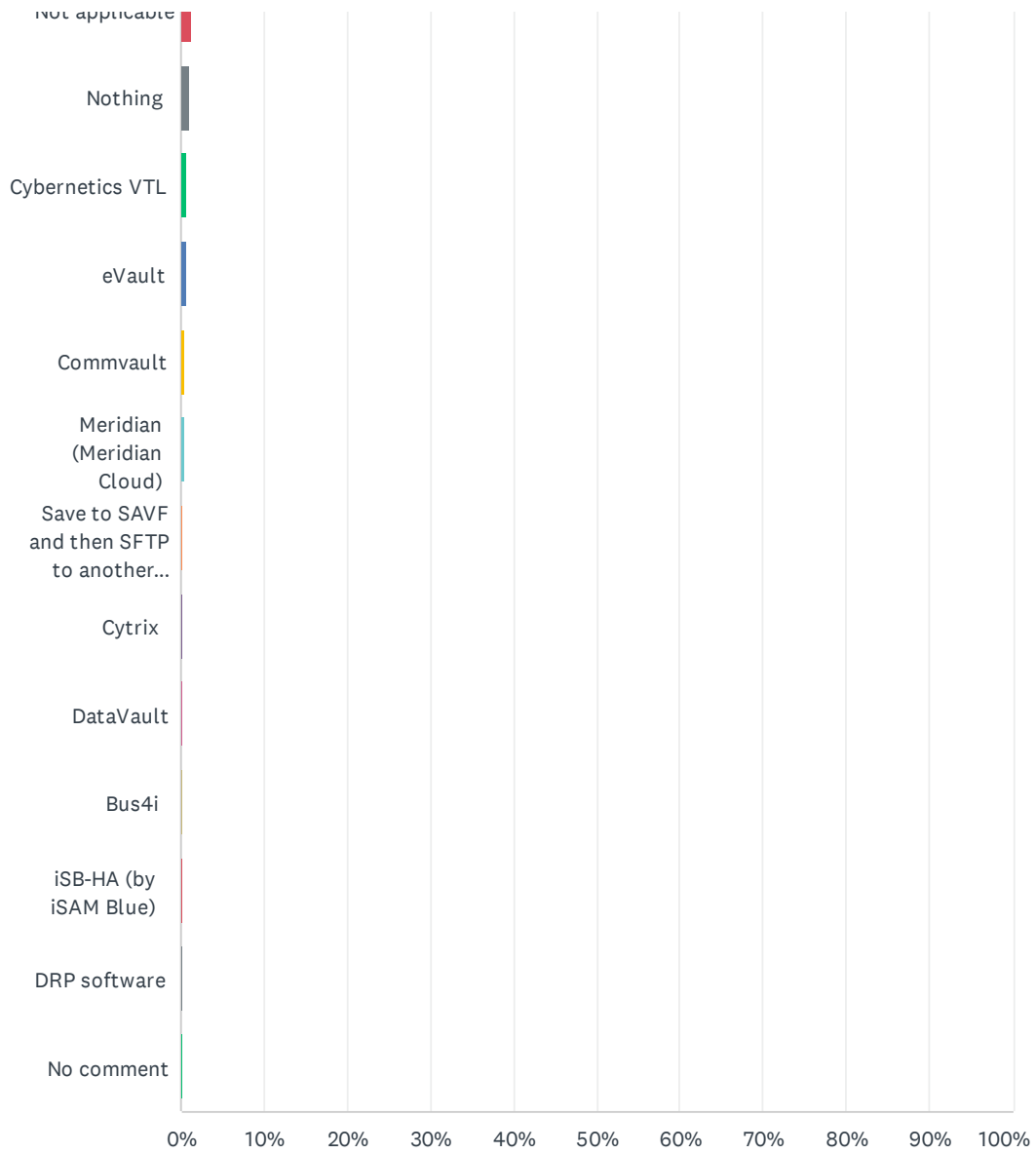
# Q11 What do you utilize for IBM i backups?

Answered: 554 Skipped: 106





# 2022 IBM i (AS400, iSeries) Survey



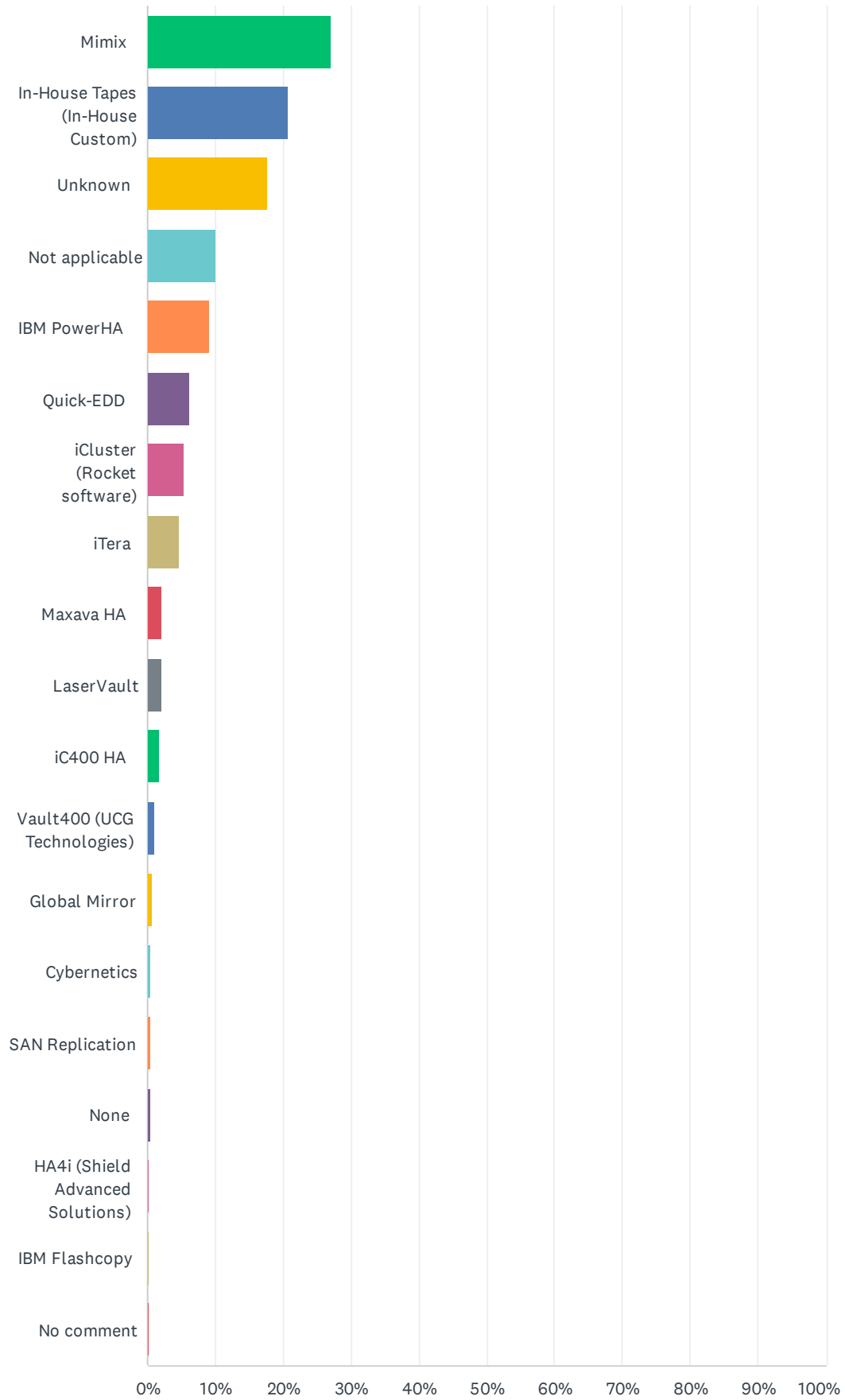
## 2022 IBM i (AS400, iSeries) Survey

ANSWER CHOICES	RESPONSES	
Backup Tapes	44.95%	249
IBM BRMS	36.28%	201
Mimix	14.80%	82
Save to SAVF and then FTP to another location	12.27%	68
IBM Flashcopy	9.21%	51
Unknown	8.84%	49
IBM HA (IBM PowerHA)	4.15%	23
HelpSystems (Robot Save)	4.15%	23
VITL Tapeless Backup	3.61%	20
iTera	3.07%	17
Quick EDD	2.71%	15
Rocket (iCluster)	2.53%	14
IBM Toolkit	2.35%	13
EMC Data Domain (Dell)	2.35%	13
LaserVault	2.17%	12
Vault400 (UCG Technologies)	1.81%	10
Maxava	1.81%	10
iC400 HA	1.44%	8
Not applicable	1.26%	7
Nothing	1.08%	6
Cybernetics VTL	0.72%	4
eVault	0.54%	3
Commvault	0.36%	2
Meridian (Meridian Cloud)	0.36%	2
Save to SAVF and then SFTP to another location	0.18%	1
Cytrix	0.18%	1
DataVault	0.18%	1
Bus4i	0.18%	1
iSB-HA (by iSAM Blue)	0.18%	1
DRP software	0.18%	1
No comment	0.18%	1
Total Respondents: 554		

## Q12 What product do you use for HA/DR (High Availability/Disaster Recovery)?

Answered: 487 Skipped: 173

# 2022 IBM i (AS400, iSeries) Survey

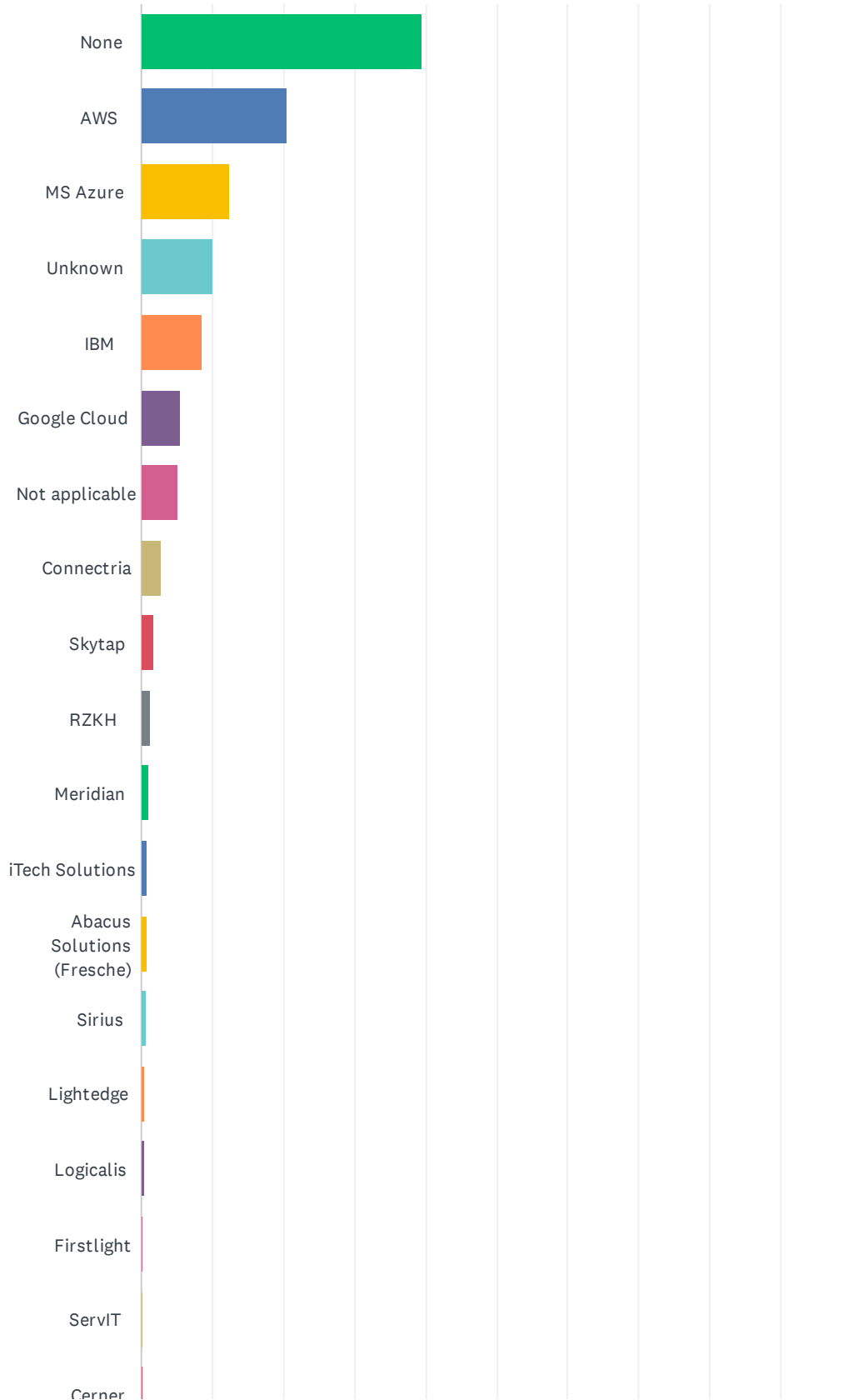


2022 IBM i (AS400, iSeries) Survey

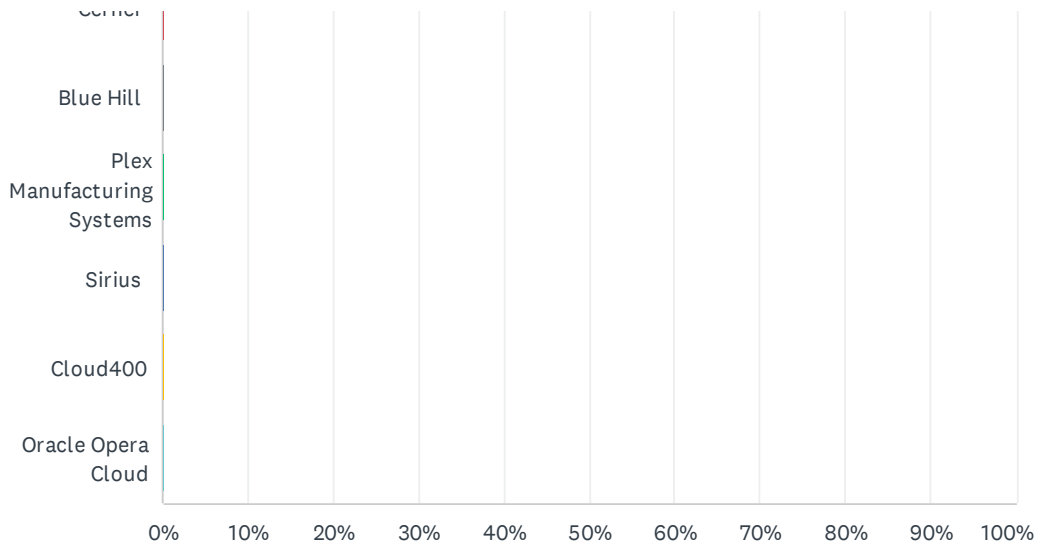
ANSWER CHOICES	RESPONSES	
Mimix	27.10%	132
In-House Tapes (In-House Custom)	20.74%	101
Unknown	17.66%	86
Not applicable	10.06%	49
IBM PowerHA	9.24%	45
Quick-EDD	6.16%	30
iCluster (Rocket software)	5.34%	26
iTera	4.72%	23
Maxava HA	2.05%	10
LaserVault	2.05%	10
iC400 HA	1.64%	8
Vault400 (UCG Technologies)	1.03%	5
Global Mirror	0.62%	3
Cybernetics	0.41%	2
SAN Replication	0.41%	2
None	0.41%	2
HA4i (Shield Advanced Solutions)	0.21%	1
IBM Flashcopy	0.21%	1
No comment	0.21%	1
Total Respondents: 487		

# Q13 What cloud hosting company do you use?

Answered: 487 Skipped: 173



# 2022 IBM i (AS400, iSeries) Survey



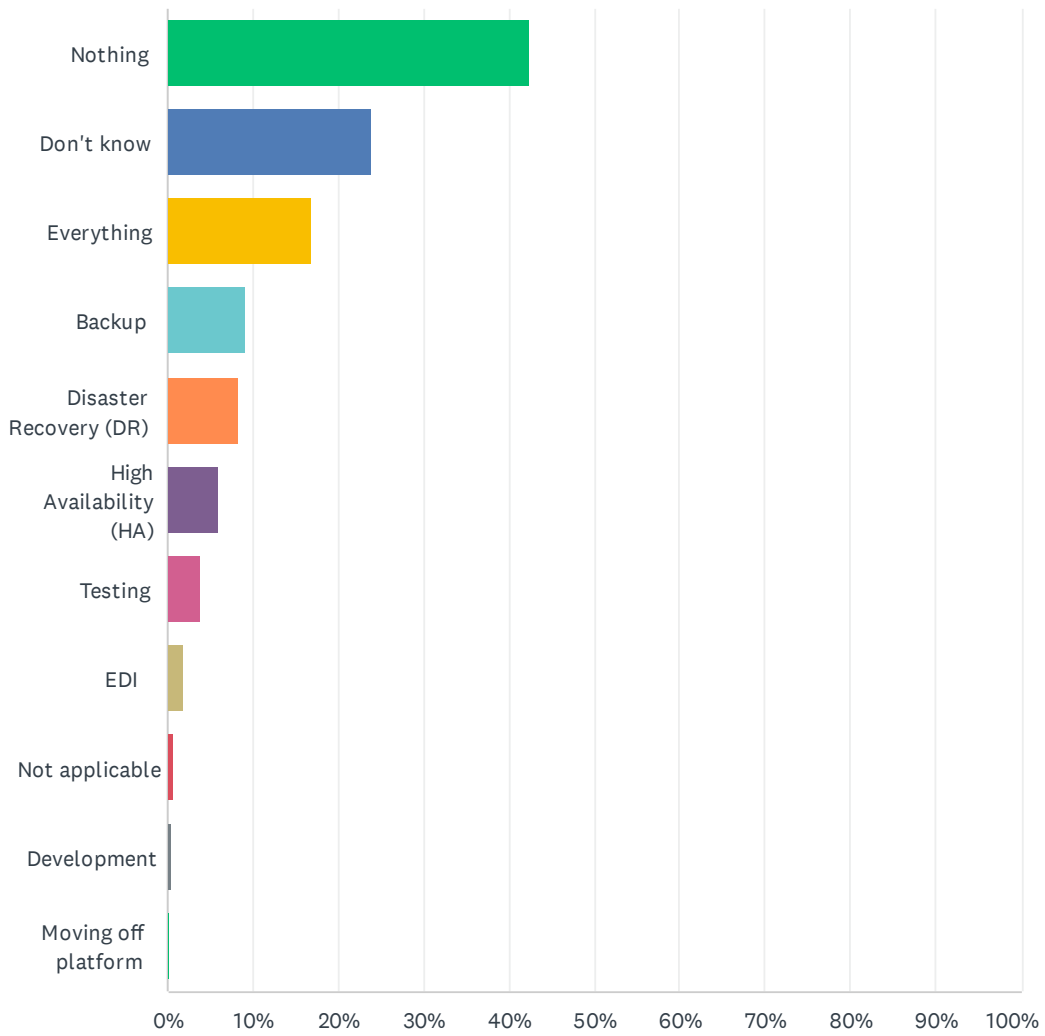
2022 IBM i (AS400, iSeries) Survey

ANSWER CHOICES	RESPONSES	
None	39.43%	192
AWS	20.53%	100
MS Azure	12.32%	60
Unknown	10.06%	49
IBM	8.62%	42
Google Cloud	5.54%	27
Not applicable	5.13%	25
Connectria	2.87%	14
Skytap	1.64%	8
RZKH	1.23%	6
Meridian	1.03%	5
iTech Solutions	0.82%	4
Abacus Solutions (Fresche)	0.82%	4
Sirius	0.62%	3
Lightedge	0.41%	2
Logicalis	0.41%	2
Firstlight	0.21%	1
ServIT	0.21%	1
Cerner	0.21%	1
Blue Hill	0.21%	1
Plex Manufacturing Systems	0.21%	1
Sirius	0.21%	1
Cloud400	0.21%	1
Oracle Opera Cloud	0.21%	1
Total Respondents: 487		



# Q14 What IBM i workloads do you plan to move to the cloud (if any)?

Answered: 496 Skipped: 164

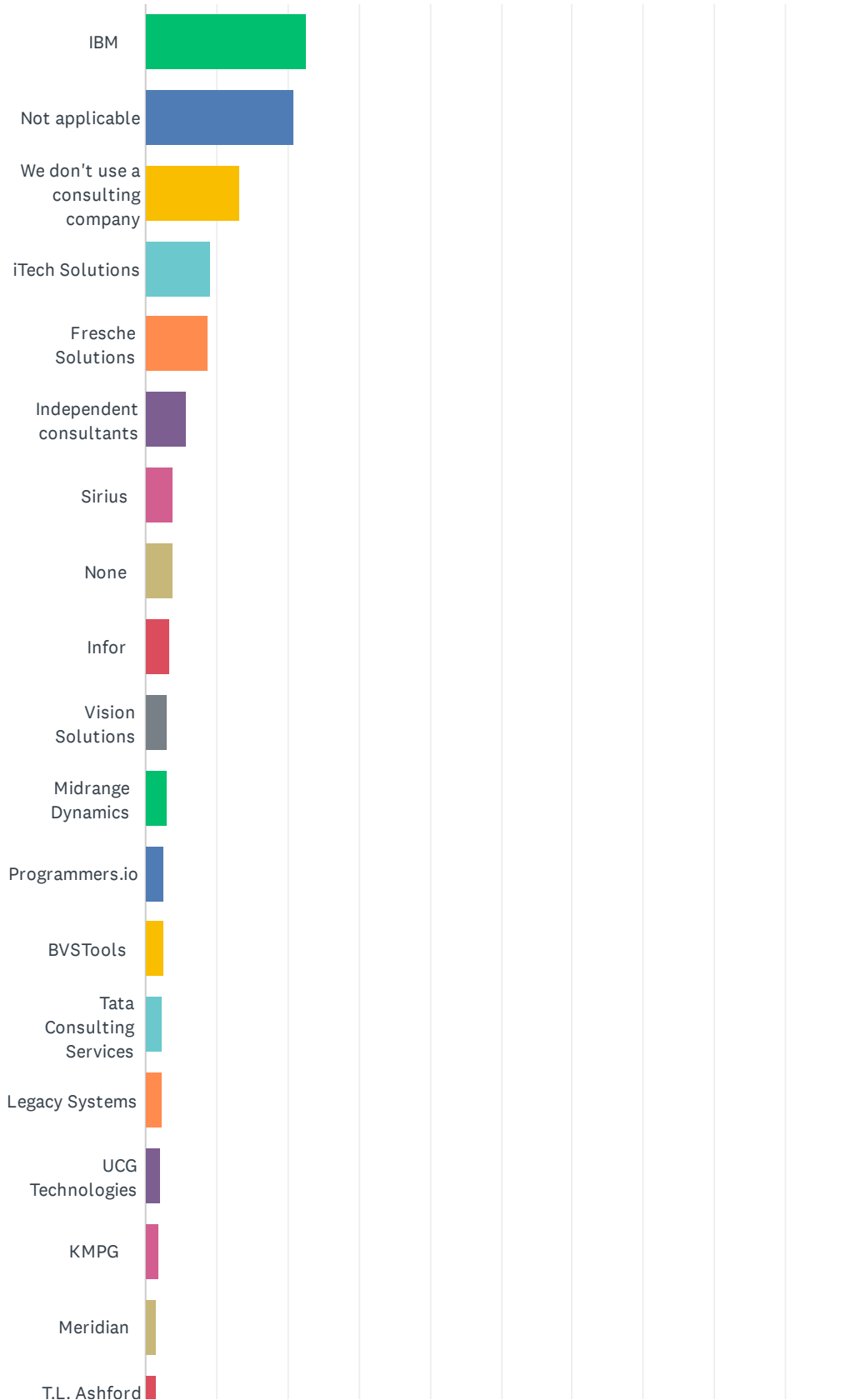


2022 IBM i (AS400, iSeries) Survey

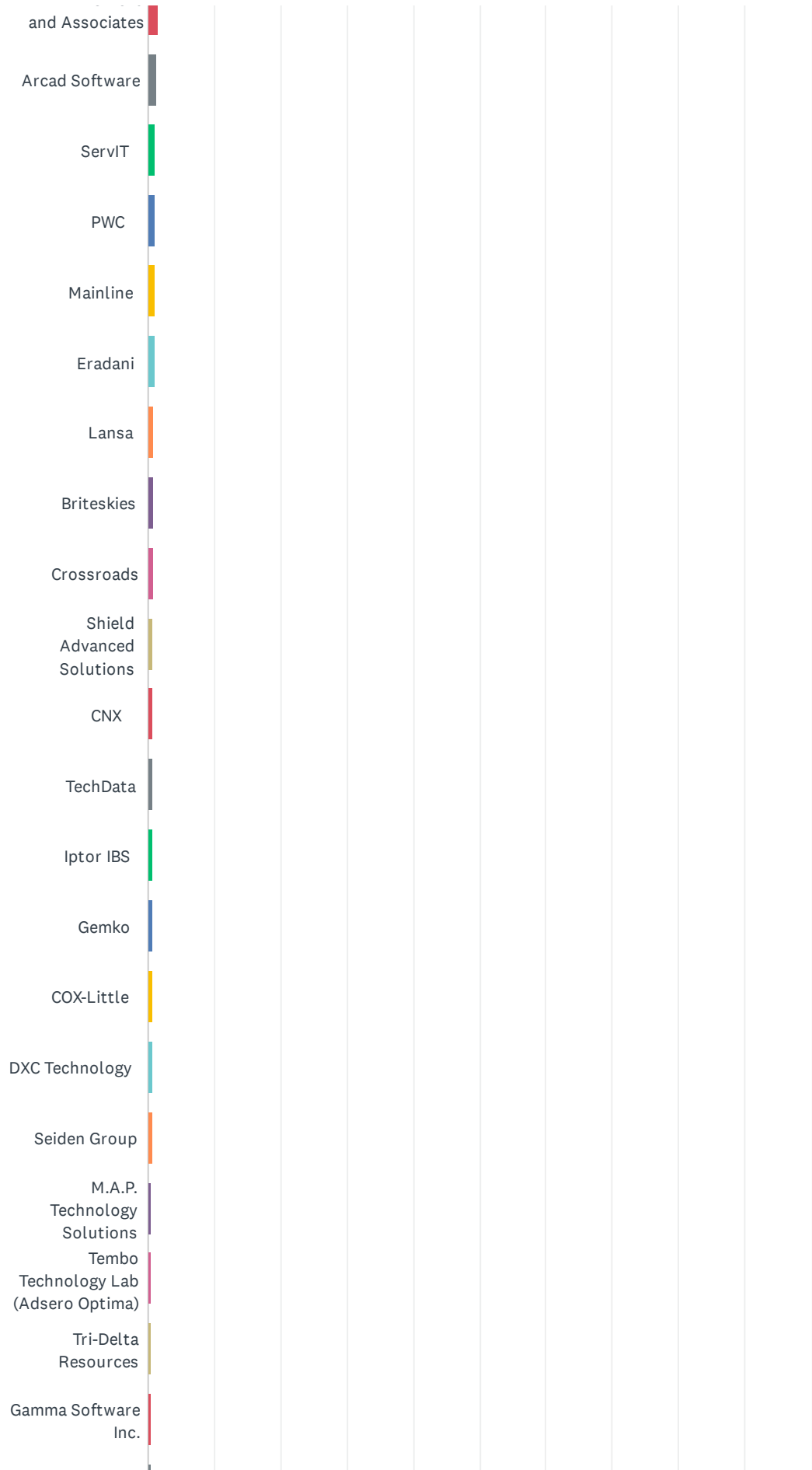
ANSWER CHOICES	RESPONSES	
Nothing	42.34%	210
Don't know	23.79%	118
Everything	16.94%	84
Backup	9.07%	45
Disaster Recovery (DR)	8.27%	41
High Availability (HA)	6.05%	30
Testing	3.83%	19
EDI	2.02%	10
Not applicable	0.60%	3
Development	0.40%	2
Moving off platform	0.20%	1
Total Respondents: 496		

# Q15 What consulting company have you been the most satisfied with?

Answered: 440 Skipped: 220



# 2022 IBM i (AS400, iSeries) Survey



# 2022 IBM i (AS400, iSeries) Survey



# 2022 IBM i (AS400, iSeries) Survey





## 2022 IBM i (AS400, iSeries) Survey

ANSWER CHOICES	RESPONSES	
IBM	22.50%	99
Not applicable	20.91%	92
We don't use a consulting company	13.18%	58
iTech Solutions	9.09%	40
Fresche Solutions	8.64%	38
Independent consultants	5.68%	25
Sirius	3.86%	17
None	3.86%	17
Infor	3.41%	15
Vision Solutions	2.95%	13
Midrange Dynamics	2.95%	13
Programmers.io	2.50%	11
BVSTools	2.50%	11
Tata Consulting Services	2.27%	10
Legacy Systems	2.27%	10
UCG Technologies	2.05%	9
KMPG	1.82%	8
Meridian	1.59%	7
T.L. Ashford and Associates	1.59%	7
Arcad Software	1.36%	6
ServIT	1.14%	5
PWC	1.14%	5
Mainline	1.14%	5
Eradani	1.14%	5
Lansa	0.91%	4
Briteskies	0.91%	4
Crossroads	0.91%	4
Shield Advanced Solutions	0.68%	3
CNX	0.68%	3
TechData	0.68%	3
Iptor IBS	0.68%	3
Gemko	0.68%	3



2022 IBM i (AS400, iSeries) Survey

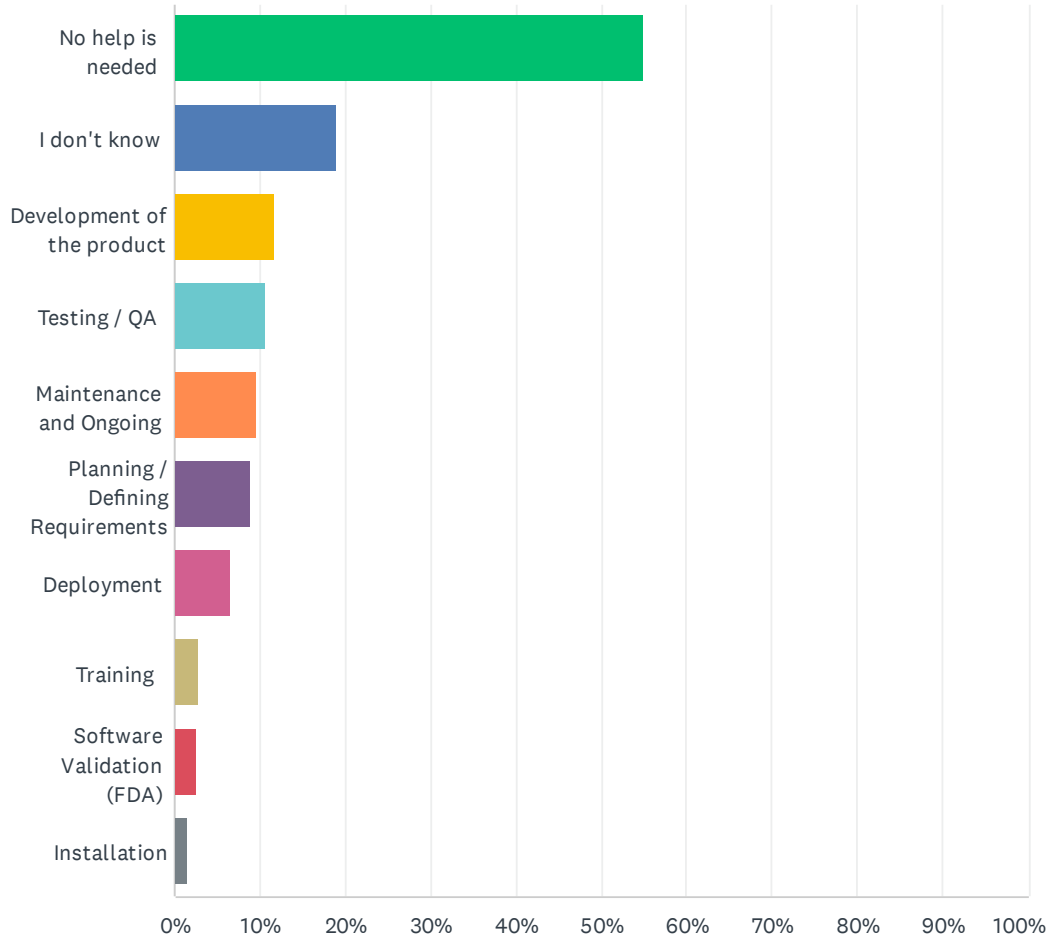
COX-Little	0.68%	3
DXC Technology	0.68%	3
Seiden Group	0.68%	3
M.A.P. Technology Solutions	0.45%	2
Tembo Technology Lab (Adsero Optima)	0.45%	2
Tri-Delta Resources	0.45%	2
Gamma Software Inc.	0.45%	2
Silveredge Consulting	0.45%	2
ITS Integra	0.45%	2
Blue chip	0.45%	2
KS/2	0.45%	2
DLB Associates	0.45%	2
Edgetec	0.45%	2
ACMI	0.45%	2
Emet-Barmor	0.45%	2
Profound Logic	0.45%	2
iAge Solutions	0.23%	1
HTC	0.23%	1
Active Logistics	0.23%	1
SIS	0.23%	1
Huber	0.23%	1
Timbermill	0.23%	1
Epam Systems	0.23%	1
DMC	0.23%	1
Sophos Solutions	0.23%	1
Globant	0.23%	1
IT Solutions Group	0.23%	1
TRBHI Inc.	0.23%	1
Genisys Group	0.23%	1
ACS (Des Moines)	0.23%	1
Dynamix Group	0.23%	1
Milcor	0.23%	1
iSam Blue	0.23%	1

2022 IBM i (AS400, iSeries) Survey

DAO	0.23%	1
Advanced Programs	0.23%	1
Entrepid	0.23%	1
Converge	0.23%	1
CGI	0.23%	1
Logicalis	0.23%	1
Accenture	0.23%	1
EJH Consulting	0.23%	1
Blue Horseshoe	0.23%	1
E&Y	0.23%	1
Combinatorics	0.23%	1
ASNA	0.23%	1
Radix Systems Services	0.23%	1
Key Information Services	0.23%	1
Perseus	0.23%	1
Total Respondents: 440		

# Q16 What aspects of the SDLC do you currently or need to consider outsourcing?

Answered: 461 Skipped: 199



2022 IBM i (AS400, iSeries) Survey

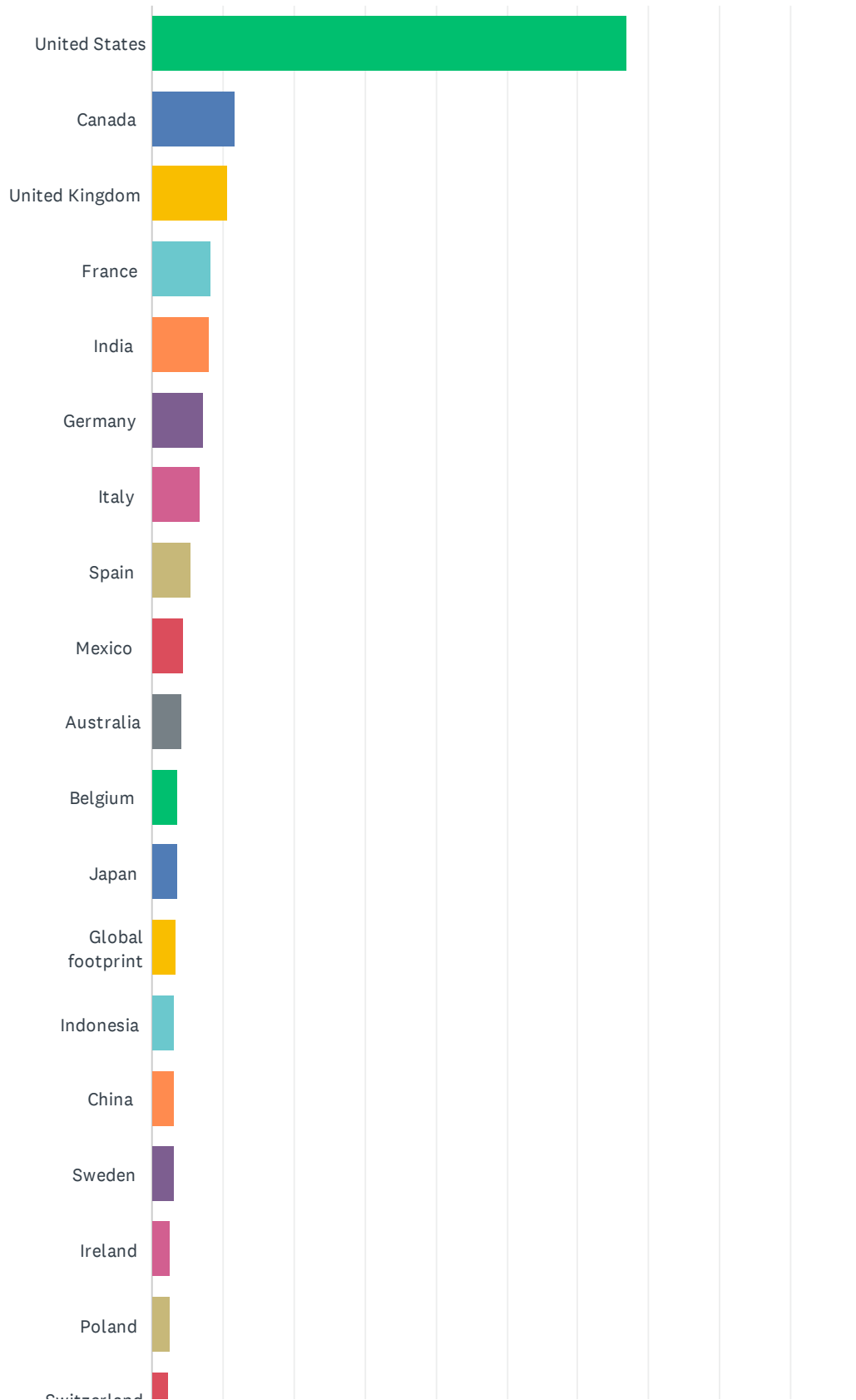
ANSWER CHOICES	RESPONSES	
No help is needed	55.10%	254
I don't know	18.87%	87
Development of the product	11.71%	54
Testing / QA	10.63%	49
Maintenance and Ongoing	9.54%	44
Planning / Defining Requirements	8.89%	41
Deployment	6.51%	30
Training	2.82%	13
Software Validation (FDA)	2.60%	12
Installation	1.52%	7
Total Respondents: 461		

Q17 What is the name of your company? (Optional and will be kept confidential. The only reason I'm asking is so I can consolidate answers for some of the questions when more than one person from a company answers them. )

Answered: 309 Skipped: 351

# Q18 What country is your company located in? (New question.)

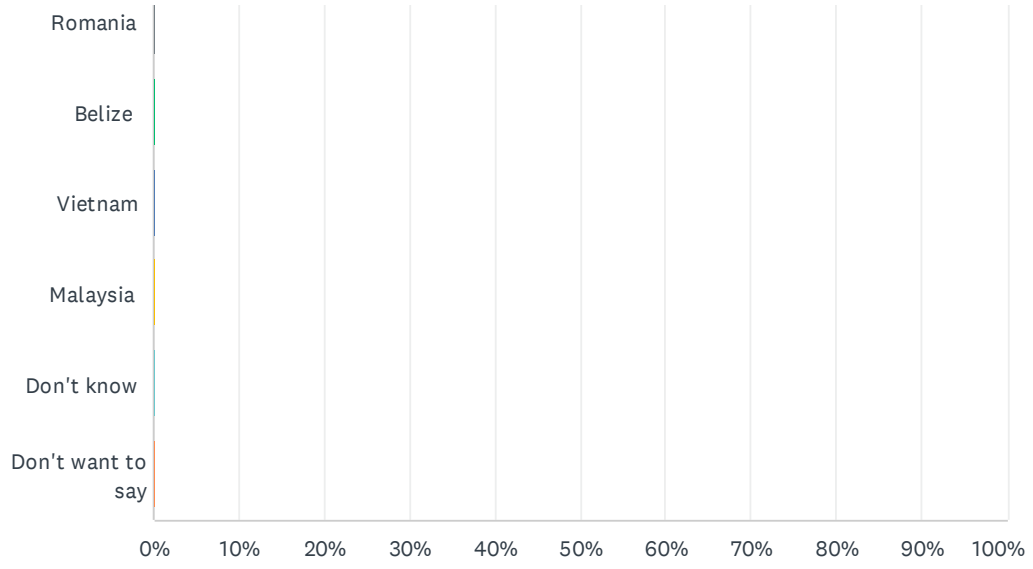
Answered: 384 Skipped: 276



# 2022 IBM i (AS400, iSeries) Survey



# 2022 IBM i (AS400, iSeries) Survey





## 2022 IBM i (AS400, iSeries) Survey

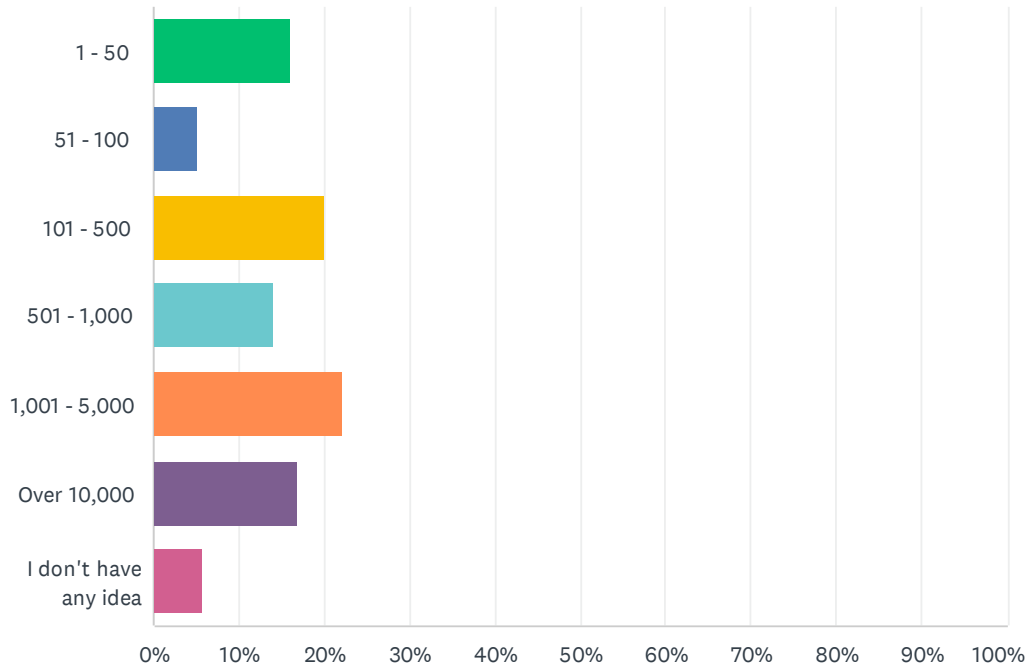
ANSWER CHOICES	RESPONSES	
United States	66.93%	257
Canada	11.72%	45
United Kingdom	10.68%	41
France	8.33%	32
India	8.07%	31
Germany	7.29%	28
Italy	6.77%	26
Spain	5.47%	21
Mexico	4.43%	17
Australia	4.17%	16
Belgium	3.65%	14
Japan	3.65%	14
Global footprint	3.39%	13
Indonesia	3.13%	12
China	3.13%	12
Sweden	3.13%	12
Ireland	2.60%	10
Poland	2.60%	10
Switzerland	2.34%	9
Denmark	2.08%	8
Brazil	2.08%	8
South Korea	1.56%	6
Argentina	1.56%	6
South Africa	1.56%	6
Israel	1.56%	6
Philippines	1.56%	6
Colombia	1.30%	5
New Zealand	1.30%	5
Norway	1.30%	5
Russia	1.30%	5
Venezuela	1.30%	5
Netherlands (Holland)	1.04%	4

## 2022 IBM i (AS400, iSeries) Survey

Chile	1.04%	4
Portugal	1.04%	4
Austria	0.78%	3
Egypt	0.78%	3
Costa Rica	0.52%	2
Honduras	0.52%	2
El Salvador	0.52%	2
Romania	0.26%	1
Belize	0.26%	1
Vietnam	0.26%	1
Malaysia	0.26%	1
Don't know	0.26%	1
Don't want to say	0.26%	1
Total Respondents: 384		

## Q19 How many employees does your company have?

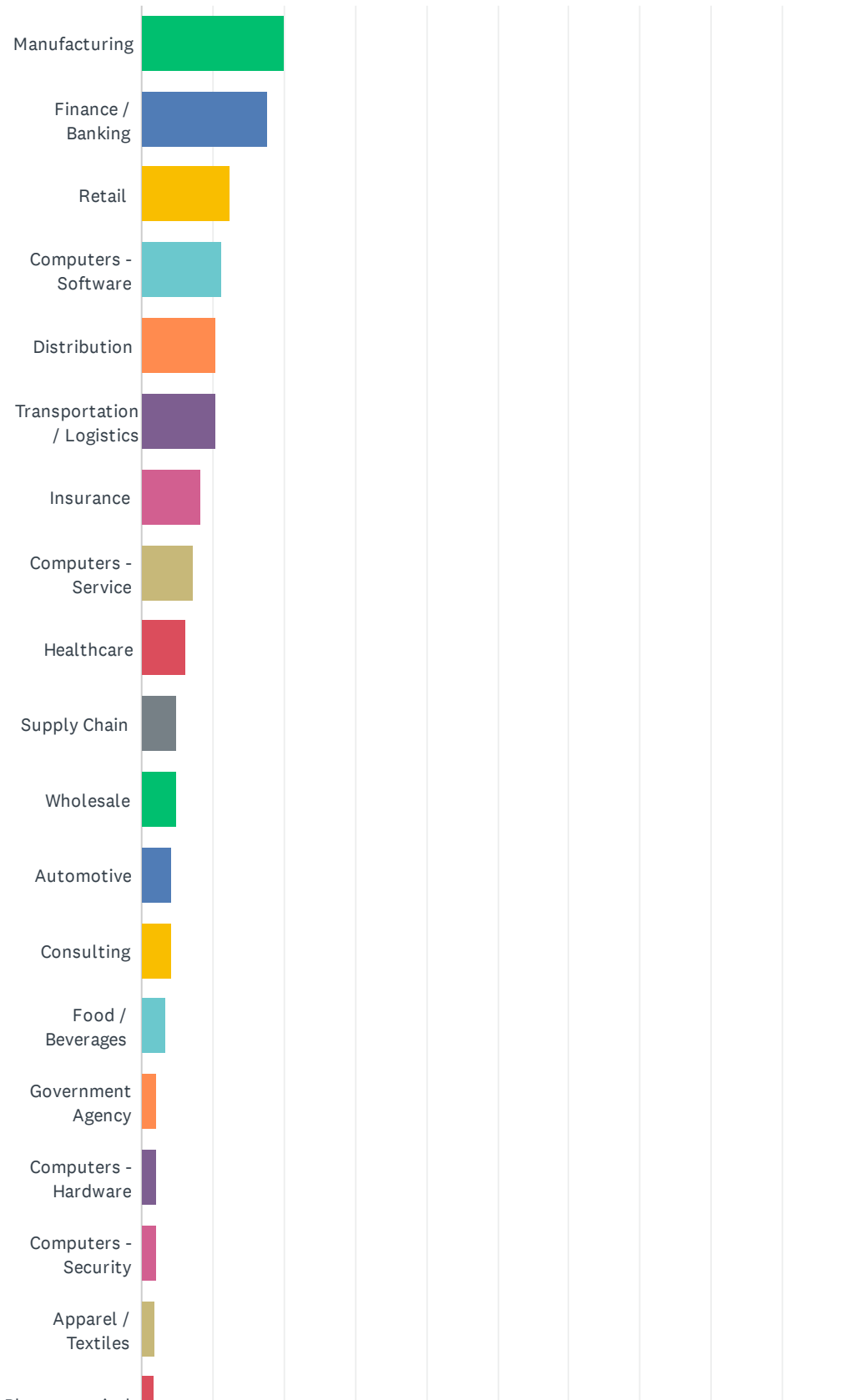
Answered: 609 Skipped: 51



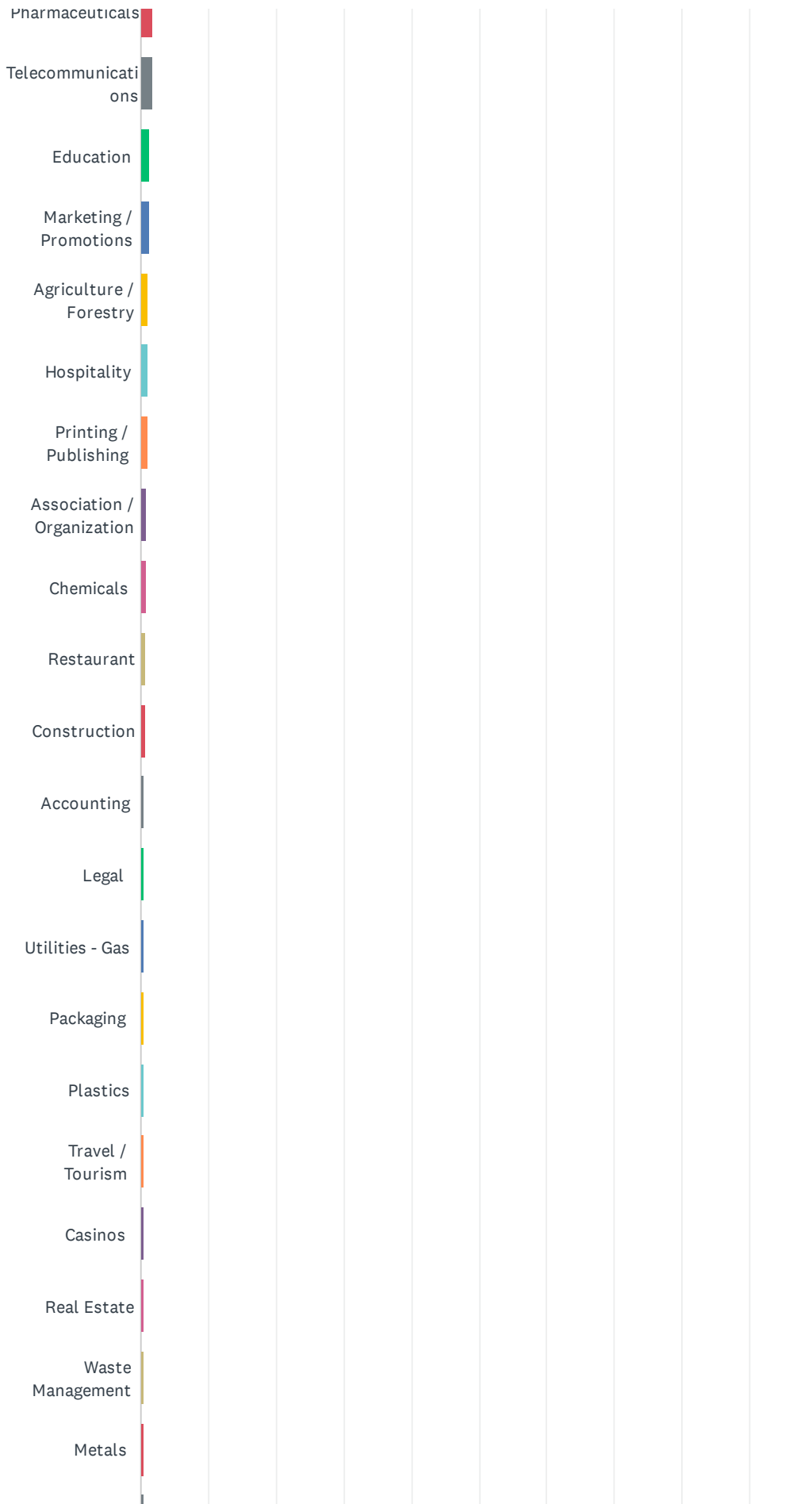
ANSWER CHOICES	RESPONSES	
1 - 50	15.93%	97
51 - 100	5.09%	31
101 - 500	20.03%	122
501 - 1,000	14.12%	86
1,001 - 5,000	22.17%	135
Over 10,000	16.91%	103
I don't have any idea	5.75%	35
<b>TOTAL</b>		<b>609</b>

## Q20 What industry is your company in?

Answered: 607 Skipped: 53



# 2022 IBM i (AS400, iSeries) Survey



# 2022 IBM i (AS400, iSeries) Survey



## 2022 IBM i (AS400, iSeries) Survey

ANSWER CHOICES	RESPONSES	
Manufacturing	20.10%	122
Finance / Banking	17.63%	107
Retail	12.36%	75
Computers - Software	11.37%	69
Distribution	10.54%	64
Transportation / Logistics	10.38%	63
Insurance	8.40%	51
Computers - Service	7.25%	44
Healthcare	6.10%	37
Supply Chain	4.94%	30
Wholesale	4.94%	30
Automotive	4.28%	26
Consulting	4.28%	26
Food / Beverages	3.46%	21
Government Agency	2.14%	13
Computers - Hardware	2.14%	13
Computers - Security	2.14%	13
Apparel / Textiles	1.98%	12
Pharmaceuticals	1.81%	11
Telecommunications	1.65%	10
Education	1.32%	8
Marketing / Promotions	1.32%	8
Agriculture / Forestry	0.99%	6
Hospitality	0.99%	6
Printing / Publishing	0.99%	6
Association / Organization	0.82%	5
Chemicals	0.82%	5
Restaurant	0.66%	4
Construction	0.66%	4
Accounting	0.49%	3
Legal	0.49%	3
Utilities - Gas	0.49%	3

## 2022 IBM i (AS400, iSeries) Survey

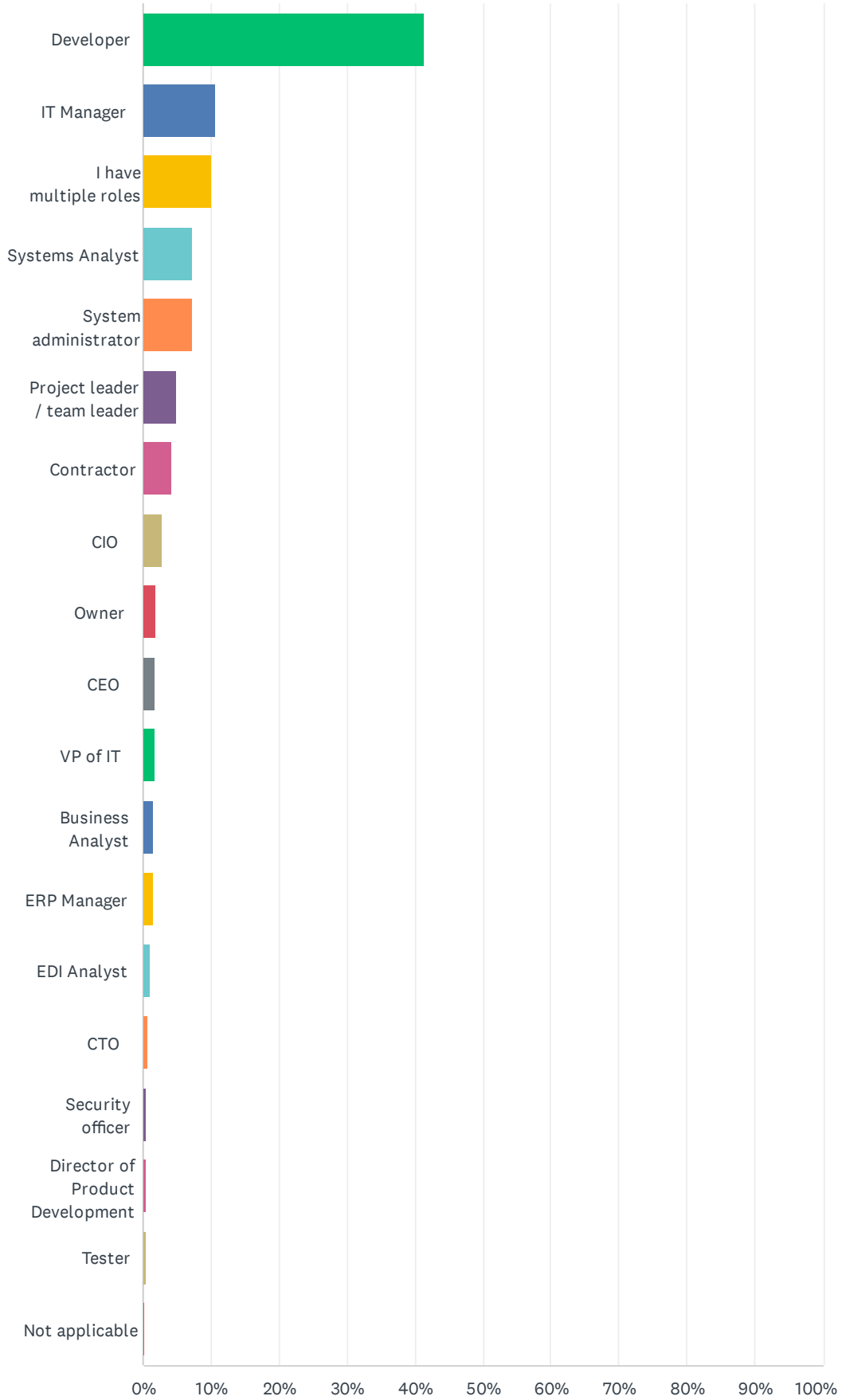
Packaging	0.33%	2
Plastics	0.33%	2
Travel / Tourism	0.33%	2
Casinos	0.33%	2
Real Estate	0.33%	2
Waste Management	0.33%	2
Metals	0.33%	2
Not Applicable	0.33%	2
Arts / Entertainment	0.16%	1
Computers - MSP	0.16%	1
Computers - IBM i Hosting	0.16%	1
Employment Agency	0.16%	1
Consumer Products	0.16%	1
Consumer Electronics	0.16%	1
Aerospace	0.16%	1
Third Party Collections	0.16%	1
Human Resources	0.16%	1
Payroll	0.16%	1
Staffing	0.16%	1
Janitorial	0.16%	1
Security	0.16%	1
Total Respondents: 607		



## Q21 What is your role at your company?

Answered: 605 Skipped: 55

# 2022 IBM i (AS400, iSeries) Survey



2022 IBM i (AS400, iSeries) Survey

ANSWER CHOICES	RESPONSES	
Developer	41.32%	250
IT Manager	10.74%	65
I have multiple roles	9.92%	60
Systems Analyst	7.27%	44
System administrator	7.27%	44
Project leader / team leader	4.96%	30
Contractor	4.30%	26
CIO	2.81%	17
Owner	1.82%	11
CEO	1.65%	10
VP of IT	1.65%	10
Business Analyst	1.49%	9
ERP Manager	1.49%	9
EDI Analyst	1.16%	7
CTO	0.66%	4
Security officer	0.50%	3
Director of Product Development	0.50%	3
Tester	0.33%	2
Not applicable	0.17%	1
<b>TOTAL</b>		<b>605</b>

## Q22 What are your top IT initiatives and goals for 2022?

Answered: 389 Skipped: 271

ANSWER CHOICES	RESPONSES	
1.	92.03%	358
2.	48.84%	190
3.	25.96%	101
4.	10.03%	39
Other (please specify)	9.51%	37

## Q23 What top challenges are you facing that could hinder your top 2022 goals?

Answered: 356 Skipped: 304

ANSWER CHOICES	RESPONSES	
1.	92.13%	328
2.	28.09%	100
3.	11.52%	41
4.	3.93%	14
Other (please specify)	8.71%	31

## Q24 What core systems do you run that interface with IBM i and require modernization? (Languages and/or Platforms)

Answered: 319 Skipped: 341

ANSWER CHOICES	RESPONSES	
1.	86.52%	276
2.	33.54%	107
3.	16.93%	54
4.	8.15%	26
5.	3.76%	12
6.	1.88%	6
7.	0.94%	3
8.	0.63%	2
Other (please specify)	13.48%	43

## Q25 What challenges are you experiencing when it comes to integrating external applications with your IBM i?

Answered: 312 Skipped: 348

ANSWER CHOICES	RESPONSES	
1.	86.22%	269
2.	17.31%	54
3.	6.41%	20
4.	1.60%	5
Other (please specify)	14.42%	45

## Q26 What IT skills are you lacking in your organization?

Answered: 327 Skipped: 333

ANSWER CHOICES	RESPONSES	
1.	90.21%	295
2.	28.44%	93
3.	9.48%	31
4.	2.75%	9
5.	0.61%	2
6.	0.00%	0
Other (please specify)	9.79%	32