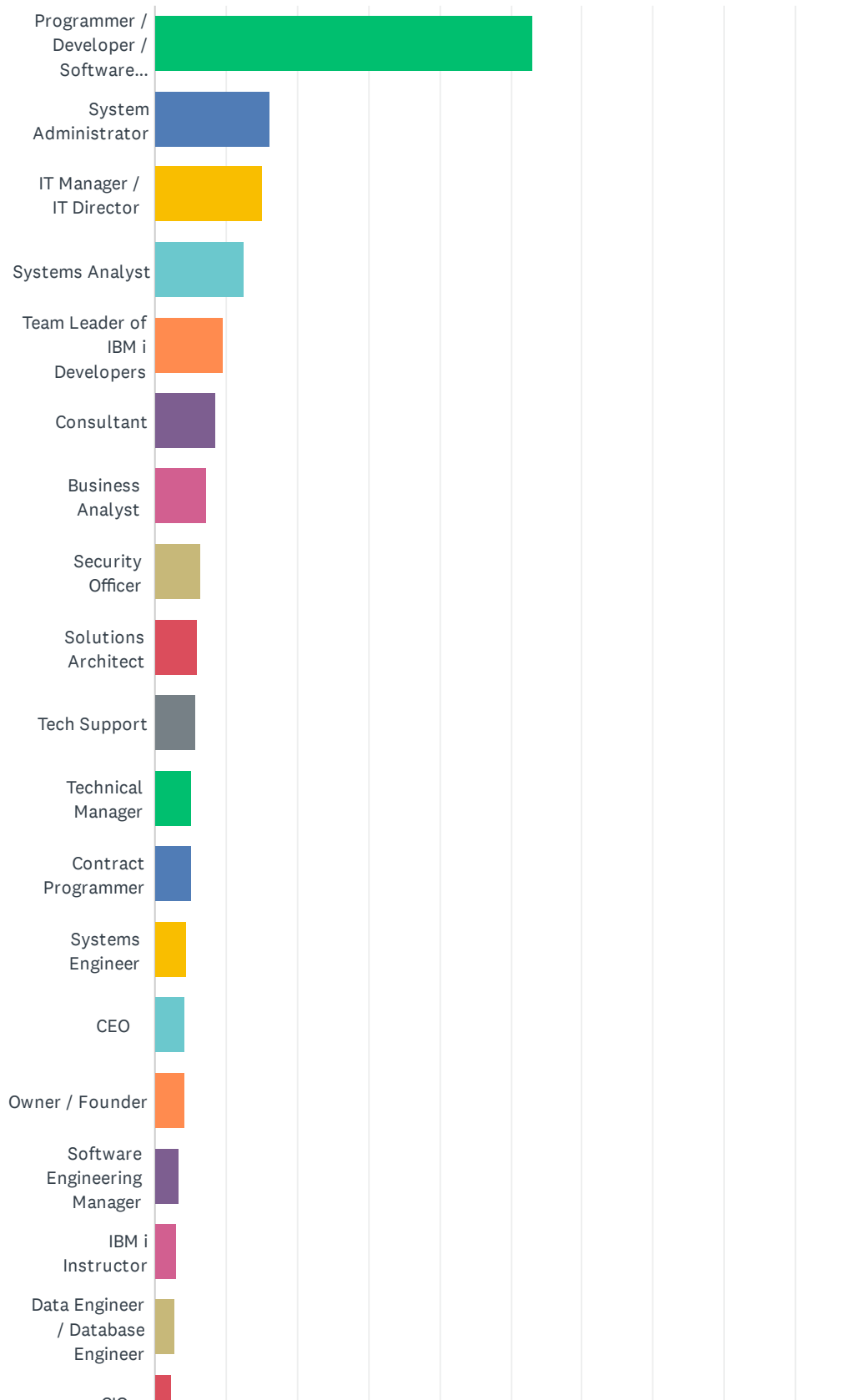
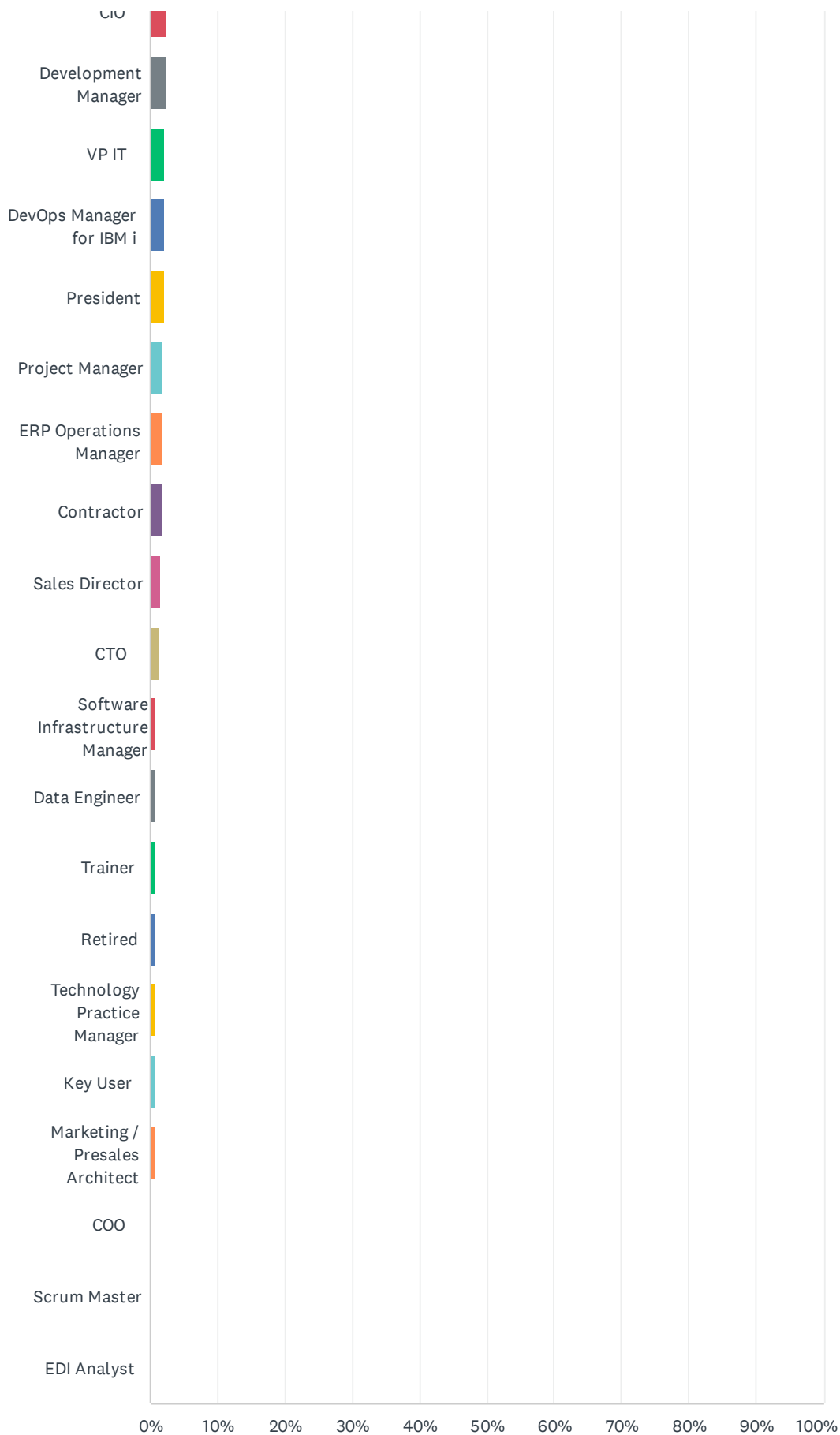


Q1 What is your role at your company? (Please check all that apply.)

Answered: 332 Skipped: 3



2024 IBM i (AS400, iSeries, System i) Survey in English



2024 IBM i (AS400, iSeries, System i) Survey in English

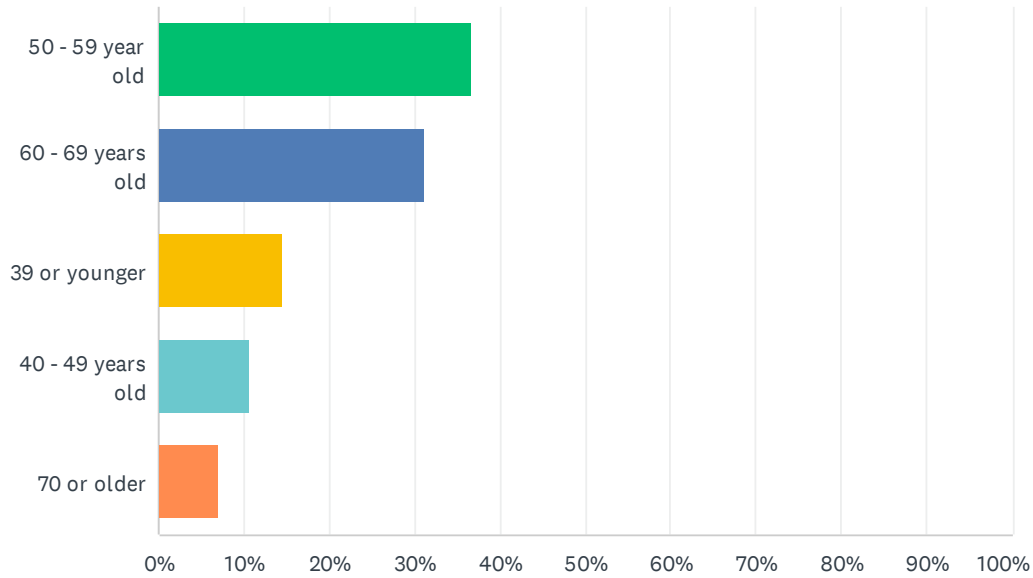
| ANSWER CHOICES | RESPONSES | |
|--|-----------|-----|
| Programmer / Developer / Software Engineer | 53.01% | 176 |
| System Administrator | 16.27% | 54 |
| IT Manager / IT Director | 15.06% | 50 |
| Systems Analyst | 12.65% | 42 |
| Team Leader of IBM i Developers | 9.64% | 32 |
| Consultant | 8.43% | 28 |
| Business Analyst | 7.23% | 24 |
| Security Officer | 6.33% | 21 |
| Solutions Architect | 6.02% | 20 |
| Tech Support | 5.72% | 19 |
| Technical Manager | 5.12% | 17 |
| Contract Programmer | 5.12% | 17 |
| Systems Engineer | 4.52% | 15 |
| CEO | 4.22% | 14 |
| Owner / Founder | 4.22% | 14 |
| Software Engineering Manager | 3.31% | 11 |
| IBM i Instructor | 3.01% | 10 |
| Data Engineer / Database Engineer | 2.71% | 9 |
| CIO | 2.41% | 8 |
| Development Manager | 2.41% | 8 |
| VP IT | 2.11% | 7 |
| DevOps Manager for IBM i | 2.11% | 7 |
| President | 2.11% | 7 |
| Project Manager | 1.81% | 6 |
| ERP Operations Manager | 1.81% | 6 |
| Contractor | 1.81% | 6 |
| Sales Director | 1.51% | 5 |
| CTO | 1.20% | 4 |
| Software Infrastructure Manager | 0.90% | 3 |
| Data Engineer | 0.90% | 3 |
| Trainer | 0.90% | 3 |
| Retired | 0.90% | 3 |
| Technology Practice Manager | 0.60% | 2 |

2024 IBM i (AS400, iSeries, System i) Survey in English

| | | |
|--------------------------------|-------|---|
| Key User | 0.60% | 2 |
| Marketing / Presales Architect | 0.60% | 2 |
| COO | 0.30% | 1 |
| Scrum Master | 0.30% | 1 |
| EDI Analyst | 0.30% | 1 |
| Total Respondents: 332 | | |

Q2 If you can program in RPG, what age group do you fall into?

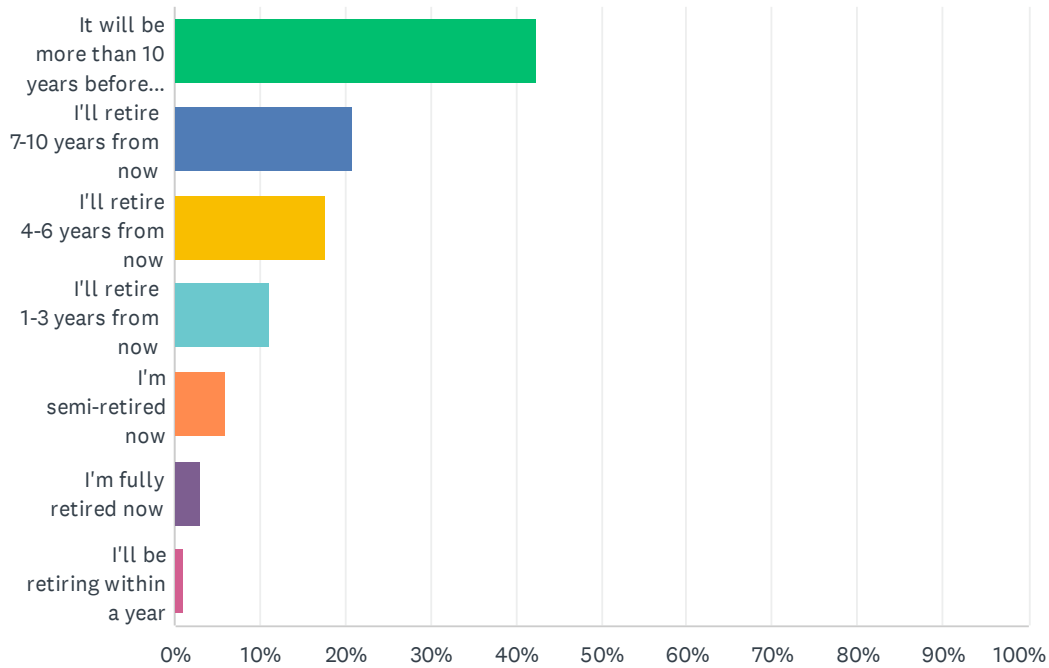
Answered: 309 Skipped: 26



| ANSWER CHOICES | RESPONSES | |
|------------------------|-----------|-----|
| 50 - 59 year old | 36.57% | 113 |
| 60 - 69 years old | 31.07% | 96 |
| 39 or younger | 14.56% | 45 |
| 40 - 49 years old | 10.68% | 33 |
| 70 or older | 7.12% | 22 |
| Total Respondents: 309 | | |

Q3 If you're an RPG programmer, when do you plan to retire?

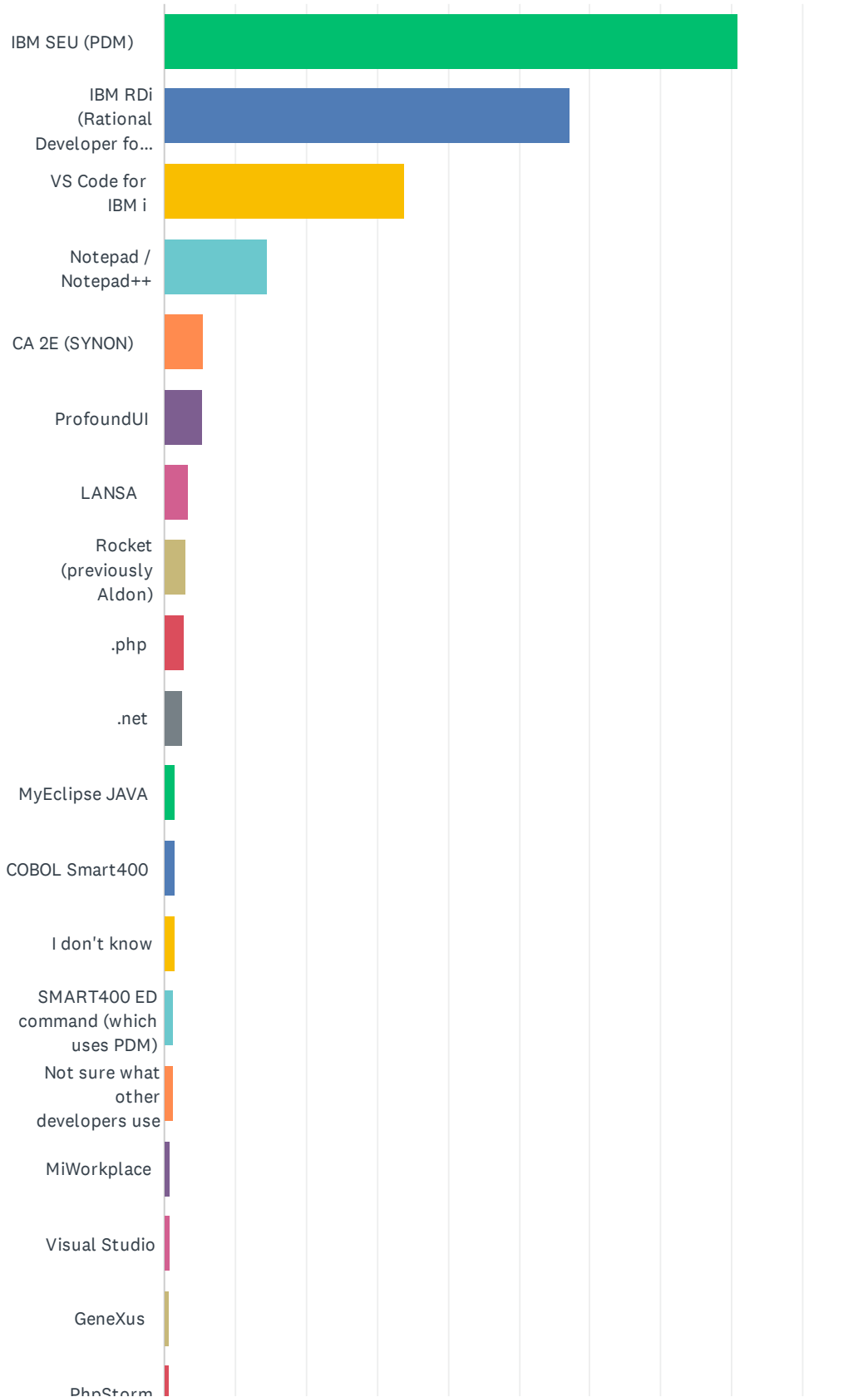
Answered: 300 Skipped: 35



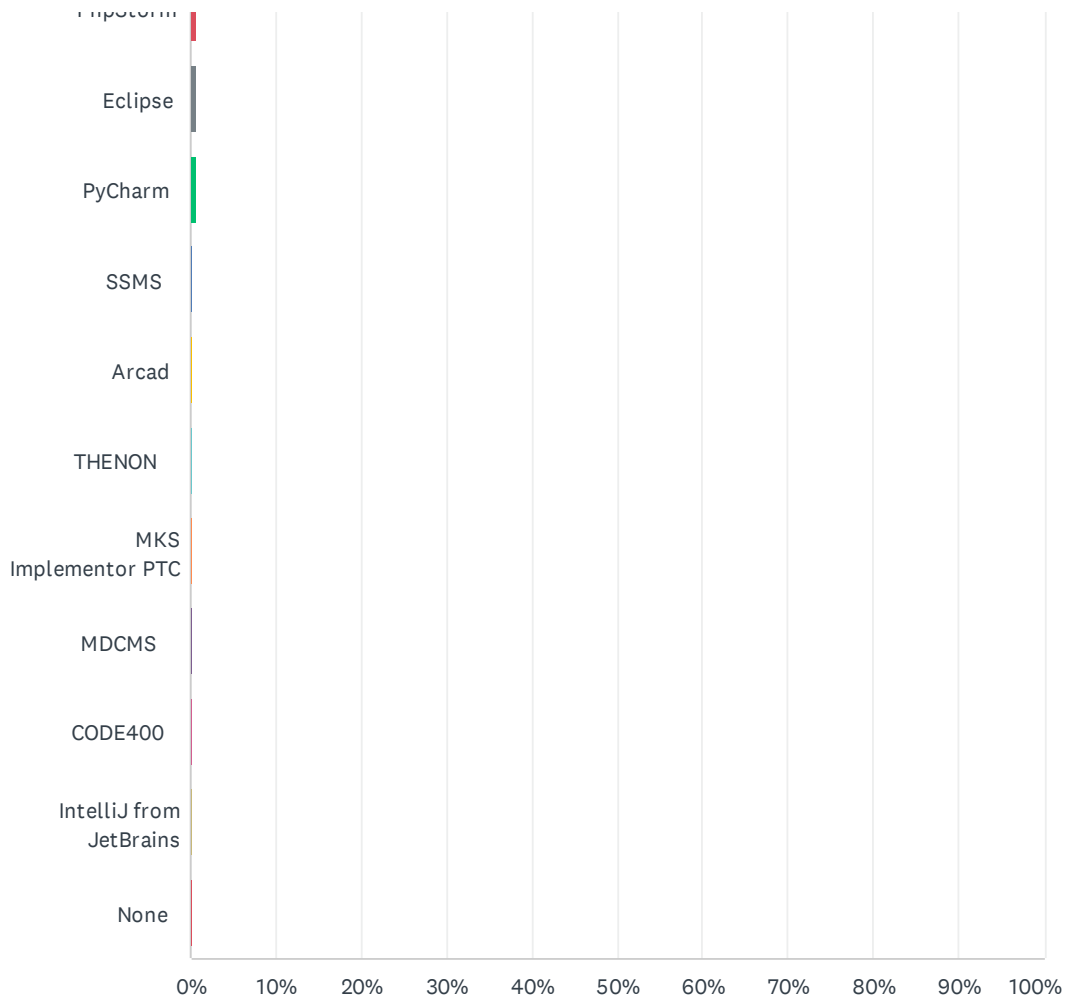
| ANSWER CHOICES | RESPONSES | |
|--|-----------|-----|
| It will be more than 10 years before I'm ready to retire | 42.33% | 127 |
| I'll retire 7-10 years from now | 21.00% | 63 |
| I'll retire 4-6 years from now | 17.67% | 53 |
| I'll retire 1-3 years from now | 11.00% | 33 |
| I'm semi-retired now | 6.00% | 18 |
| I'm fully retired now | 3.00% | 9 |
| I'll be retiring within a year | 1.00% | 3 |
| Total Respondents: 300 | | |

Q4 What source code editor(s) does your company use?

Answered: 324 Skipped: 11



2024 IBM i (AS400, iSeries, System i) Survey in English

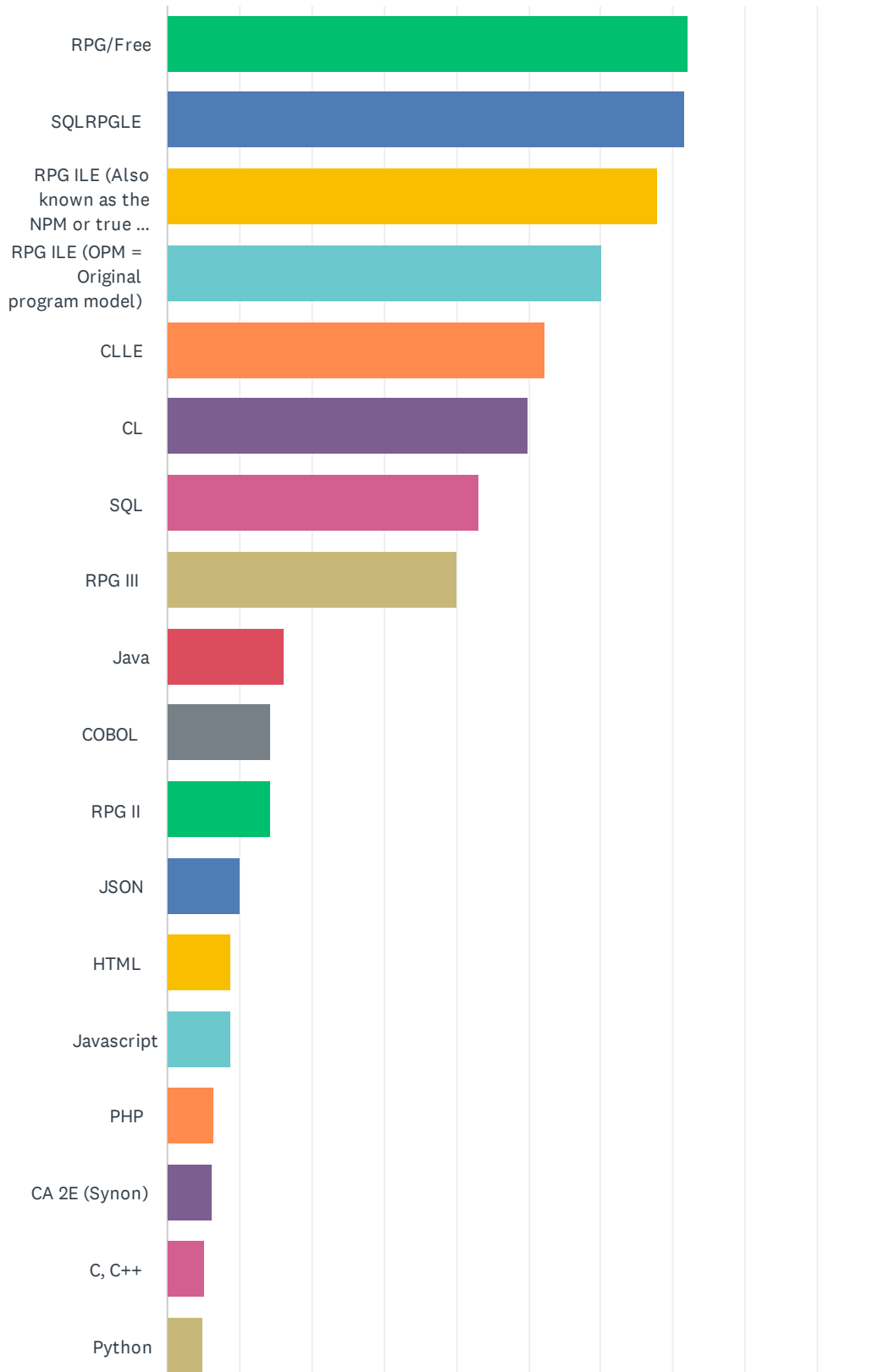


2024 IBM i (AS400, iSeries, System i) Survey in English

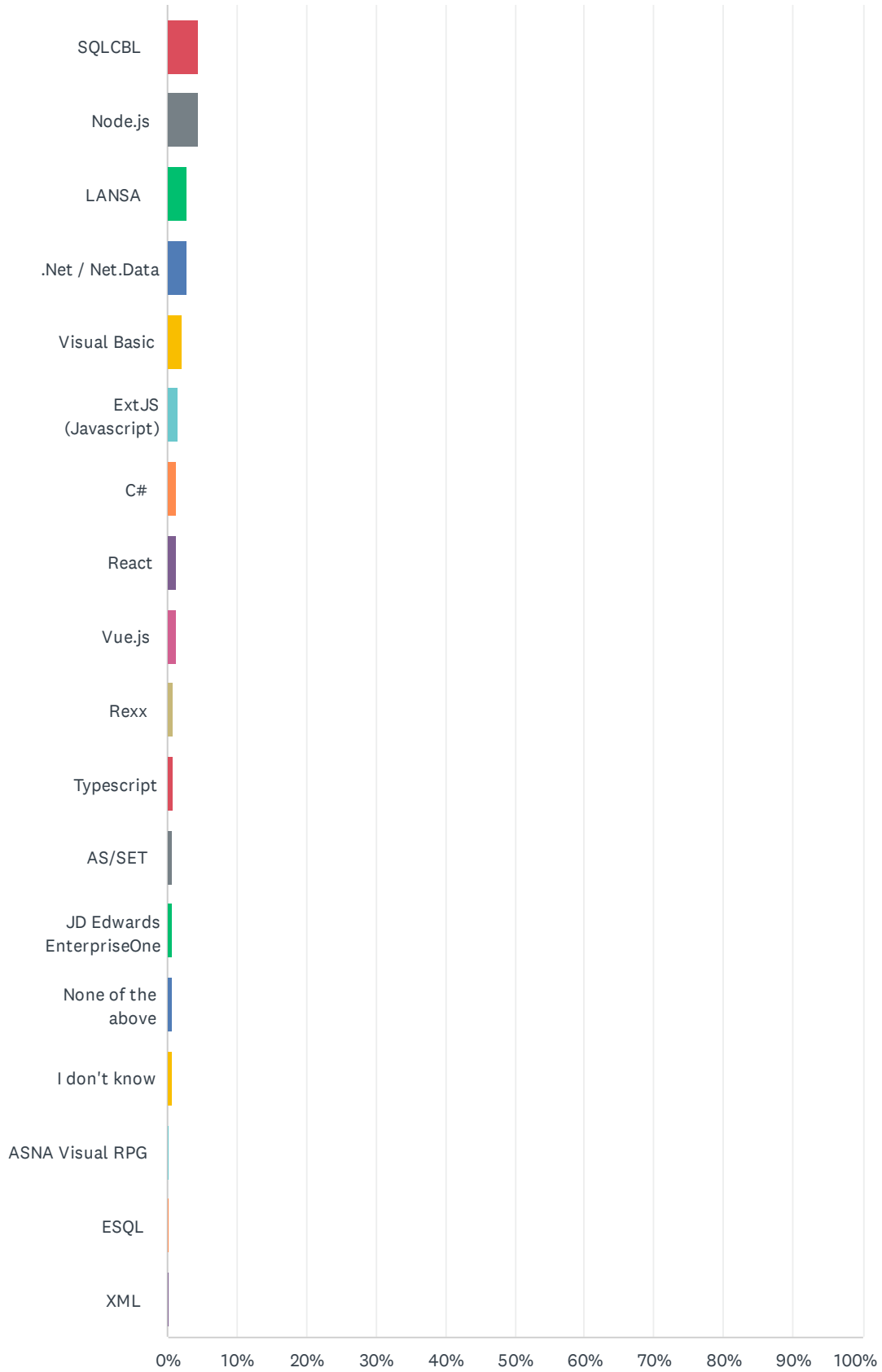
| ANSWER CHOICES | RESPONSES | |
|--|-----------|-----|
| IBM SEU (PDM) | 80.86% | 262 |
| IBM RDi (Rational Developer for IBM i) | 57.10% | 185 |
| VS Code for IBM i | 33.95% | 110 |
| Notepad / Notepad++ | 14.51% | 47 |
| CA 2E (SYNON) | 5.56% | 18 |
| ProfoundUI | 5.25% | 17 |
| LANSA | 3.40% | 11 |
| Rocket (previously Aldon) | 3.09% | 10 |
| .php | 2.78% | 9 |
| .net | 2.47% | 8 |
| MyEclipse JAVA | 1.54% | 5 |
| COBOL Smart400 | 1.54% | 5 |
| I don't know | 1.54% | 5 |
| SMART400 ED command (which uses PDM) | 1.23% | 4 |
| Not sure what other developers use | 1.23% | 4 |
| MiWorkplace | 0.93% | 3 |
| Visual Studio | 0.93% | 3 |
| GeneXus | 0.62% | 2 |
| PhpStorm | 0.62% | 2 |
| Eclipse | 0.62% | 2 |
| PyCharm | 0.62% | 2 |
| SSMS | 0.31% | 1 |
| Arcad | 0.31% | 1 |
| THENON | 0.31% | 1 |
| MKS Implementor PTC | 0.31% | 1 |
| MDCMS | 0.31% | 1 |
| CODE400 | 0.31% | 1 |
| IntelliJ from JetBrains | 0.31% | 1 |
| None | 0.31% | 1 |
| Total Respondents: 324 | | |

Q5 What programming languages are your existing IBM i applications primarily written in?

Answered: 329 Skipped: 6



2024 IBM i (AS400, iSeries, System i) Survey in English



2024 IBM i (AS400, iSeries, System i) Survey in English

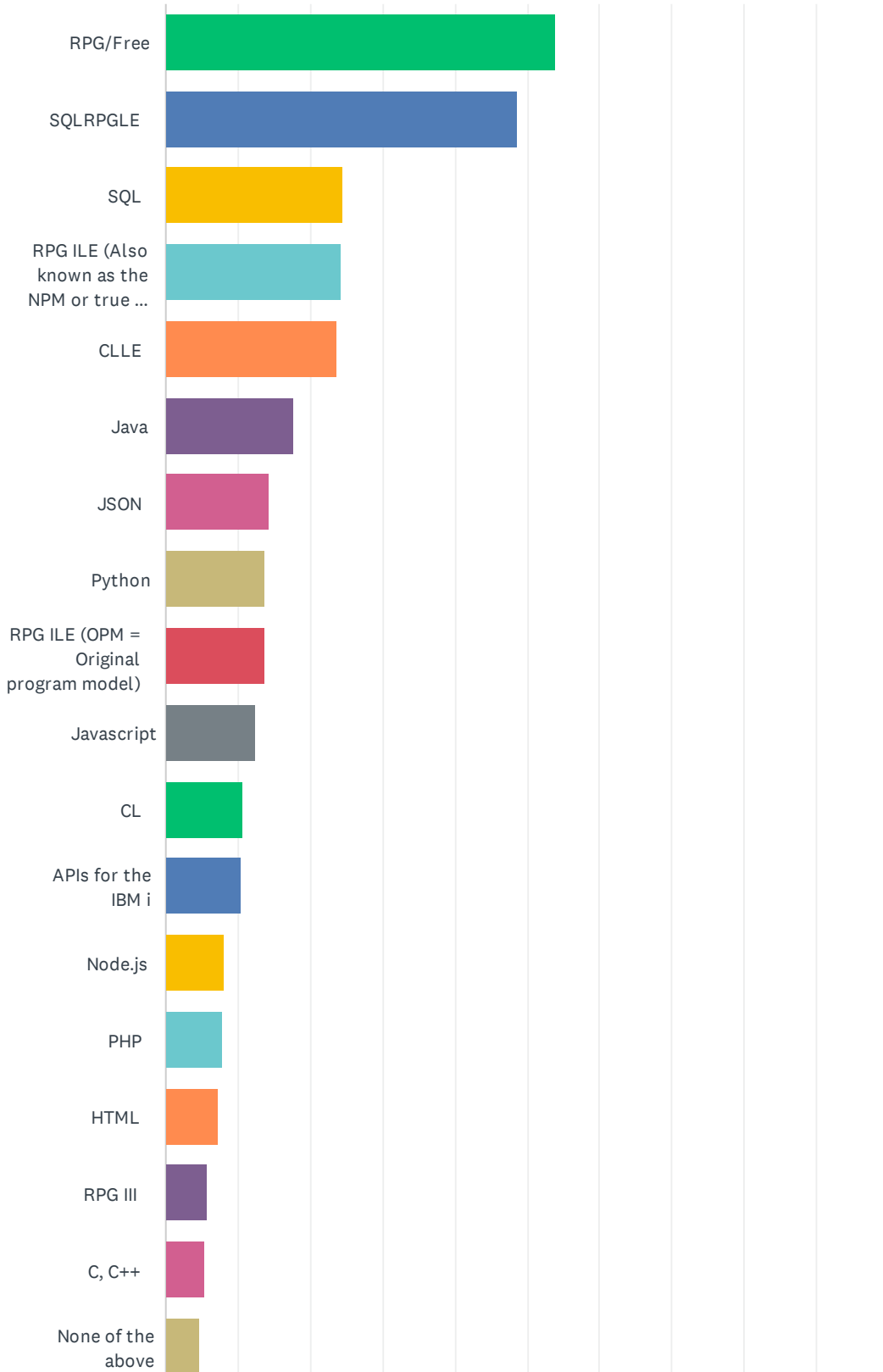
| ANSWER CHOICES | RESPONSES | |
|---|-----------|-----|
| RPG/Free | 72.04% | 237 |
| SQLRPGLE | 71.73% | 236 |
| RPG ILE (Also known as the NPM or true RPG ILE) | 67.78% | 223 |
| RPG ILE (OPM = Original program model) | 60.18% | 198 |
| CLLE | 52.28% | 172 |
| CL | 49.85% | 164 |
| SQL | 43.16% | 142 |
| RPG III | 40.12% | 132 |
| Java | 16.11% | 53 |
| COBOL | 14.29% | 47 |
| RPG II | 14.29% | 47 |
| JSON | 10.03% | 33 |
| HTML | 8.81% | 29 |
| Javascript | 8.81% | 29 |
| PHP | 6.38% | 21 |
| CA 2E (Synon) | 6.08% | 20 |
| C, C++ | 5.17% | 17 |
| Python | 4.86% | 16 |
| SQLCBL | 4.56% | 15 |
| Node.js | 4.56% | 15 |
| LANSA | 2.74% | 9 |
| .Net / Net.Data | 2.74% | 9 |
| Visual Basic | 2.13% | 7 |
| ExtJS (Javascript) | 1.52% | 5 |
| C# | 1.22% | 4 |
| React | 1.22% | 4 |
| Vue.js | 1.22% | 4 |
| Rexx | 0.91% | 3 |
| Typescript | 0.91% | 3 |
| AS/SET | 0.61% | 2 |
| JD Edwards EnterpriseOne | 0.61% | 2 |
| None of the above | 0.61% | 2 |

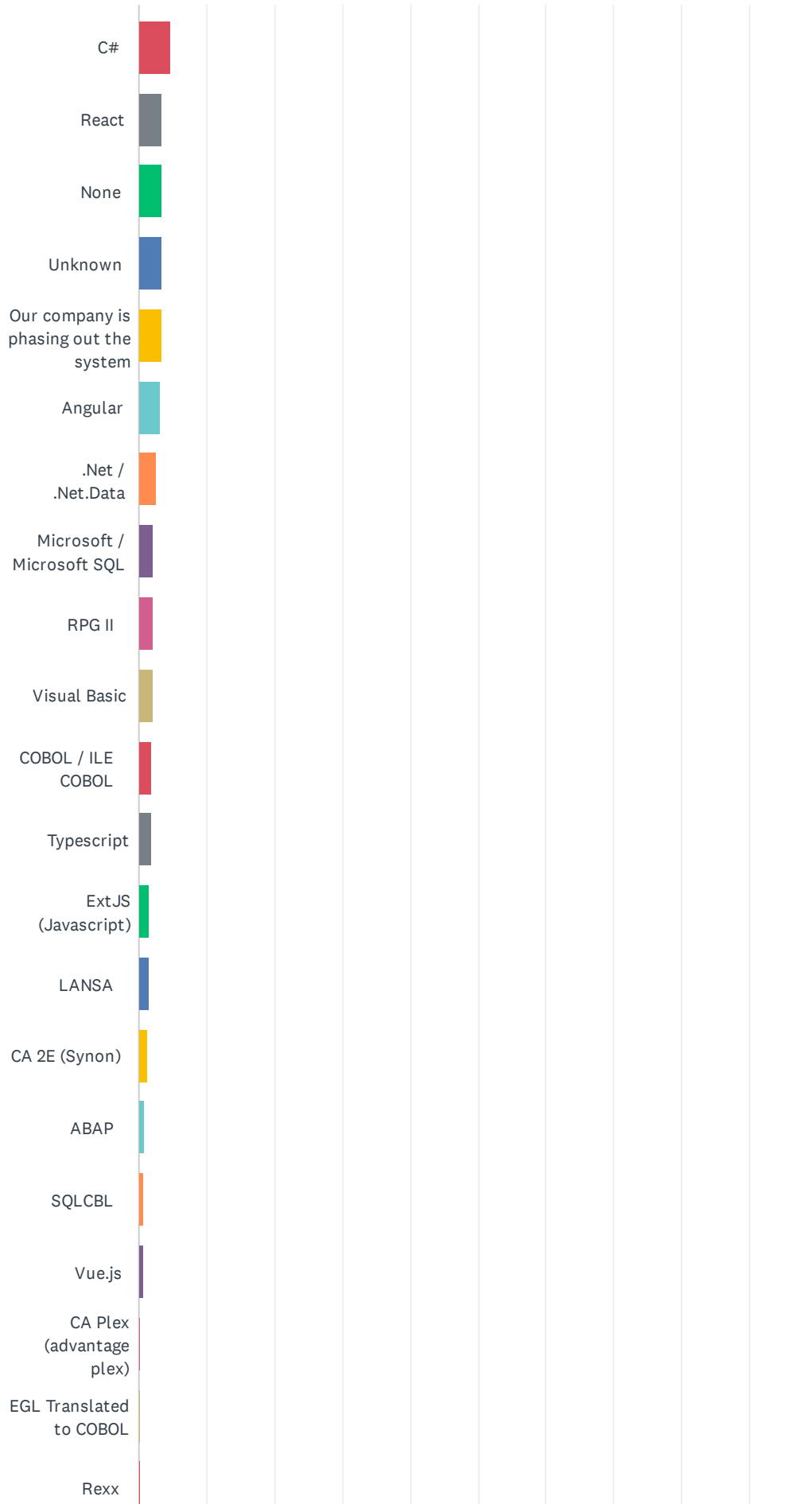
2024 IBM i (AS400, iSeries. System i) Survey in English

| | | |
|------------------------|-------|---|
| I don't know | 0.61% | 2 |
| ASNA Visual RPG | 0.30% | 1 |
| ESQL | 0.30% | 1 |
| XML | 0.30% | 1 |
| Total Respondents: 329 | | |

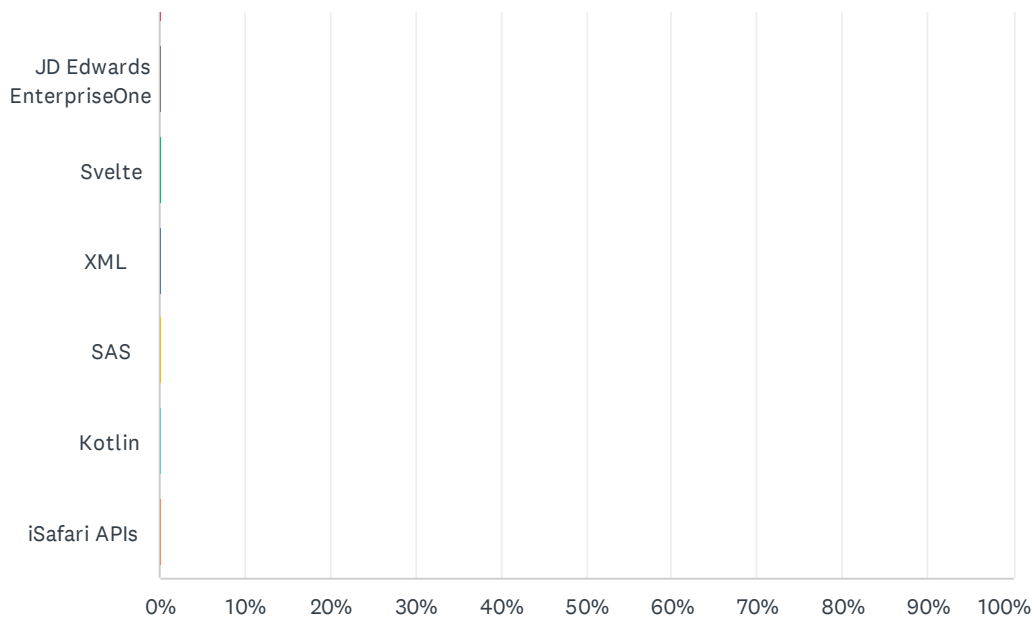
Q6 What programming languages are you adopting for new application development?

Answered: 317 Skipped: 18





2024 IBM i (AS400, iSeries. System i) Survey in English



2024 IBM i (AS400, iSeries, System i) Survey in English

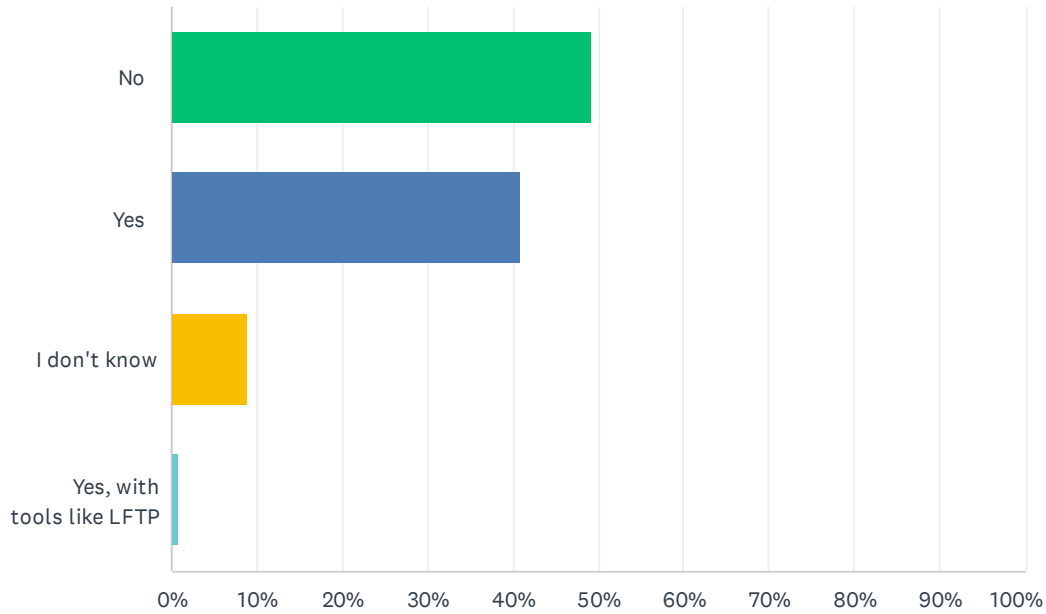
| ANSWER CHOICES | RESPONSES | |
|---|-----------|-----|
| RPG/Free | 53.94% | 171 |
| SQLRPGLE | 48.58% | 154 |
| SQL | 24.61% | 78 |
| RPG ILE (Also known as the NPM or true RPG ILE) | 24.29% | 77 |
| CLLE | 23.66% | 75 |
| Java | 17.67% | 56 |
| JSON | 14.20% | 45 |
| Python | 13.56% | 43 |
| RPG ILE (OPM = Original program model) | 13.56% | 43 |
| Javascript | 12.30% | 39 |
| CL | 10.73% | 34 |
| APIs for the IBM i | 10.41% | 33 |
| Node.js | 8.20% | 26 |
| PHP | 7.89% | 25 |
| HTML | 7.26% | 23 |
| RPG III | 5.68% | 18 |
| C, C++ | 5.36% | 17 |
| None of the above | 4.73% | 15 |
| C# | 4.73% | 15 |
| React | 3.47% | 11 |
| None | 3.47% | 11 |
| Unknown | 3.47% | 11 |
| Our company is phasing out the system | 3.47% | 11 |
| Angular | 3.15% | 10 |
| .Net / .Net.Data | 2.52% | 8 |
| Microsoft / Microsoft SQL | 2.21% | 7 |
| RPG II | 2.21% | 7 |
| Visual Basic | 2.21% | 7 |
| COBOL / ILE COBOL | 1.89% | 6 |
| Typescript | 1.89% | 6 |
| ExtJS (Javascript) | 1.58% | 5 |
| LANSA | 1.58% | 5 |

2024 IBM i (AS400, iSeries. System i) Survey in English

| | | |
|--------------------------|-------|---|
| CA 2E (Synon) | 1.26% | 4 |
| ABAP | 0.95% | 3 |
| SQLCBL | 0.63% | 2 |
| Vue.js | 0.63% | 2 |
| CA Plex (advantage plex) | 0.32% | 1 |
| EGL Translated to COBOL | 0.32% | 1 |
| Rexx | 0.32% | 1 |
| JD Edwards EnterpriseOne | 0.32% | 1 |
| Svelte | 0.32% | 1 |
| XML | 0.32% | 1 |
| SAS | 0.32% | 1 |
| Kotlin | 0.32% | 1 |
| iSafari APIs | 0.32% | 1 |
| Total Respondents: 317 | | |

Q7 Are you using Open Source?

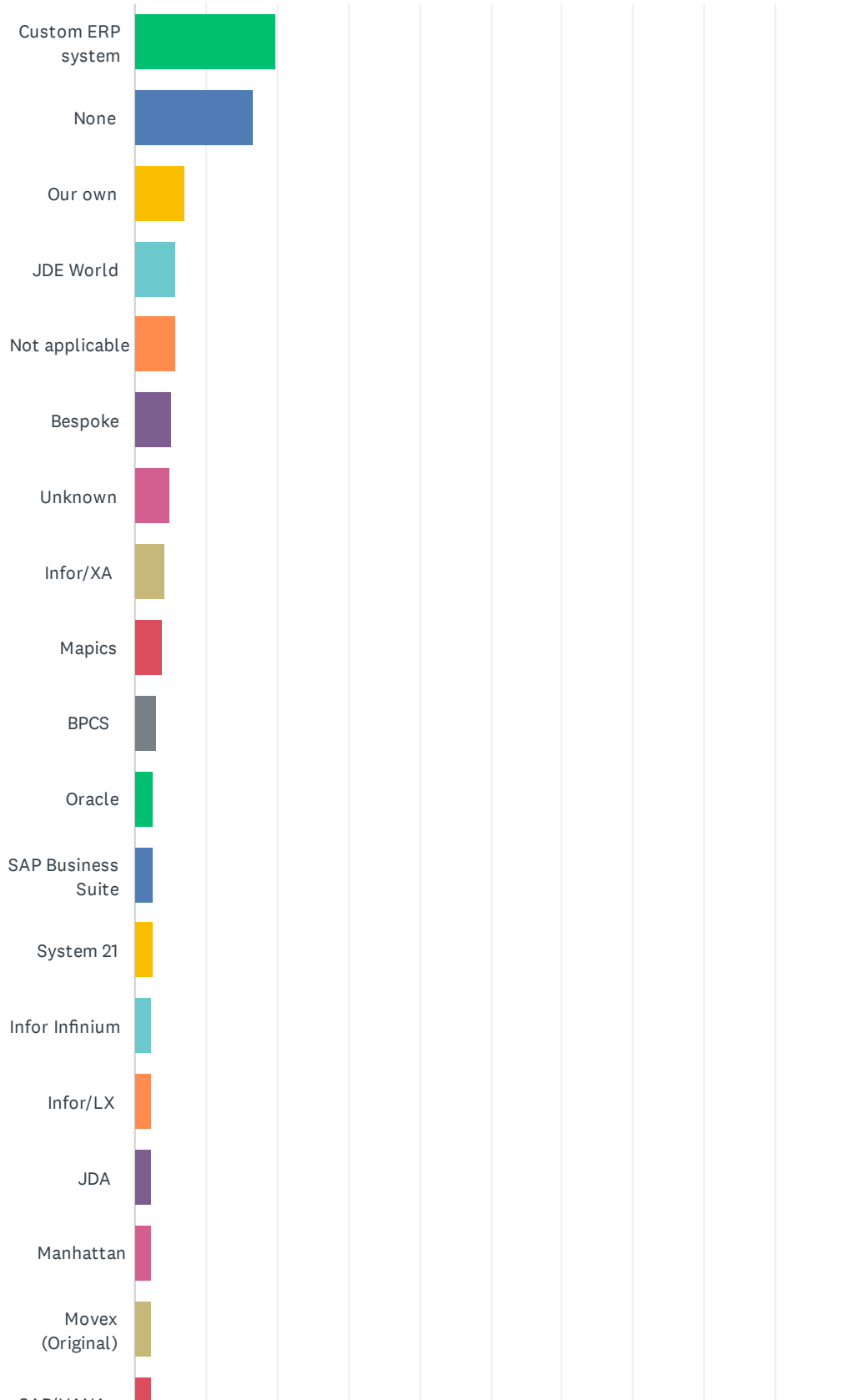
Answered: 327 Skipped: 8



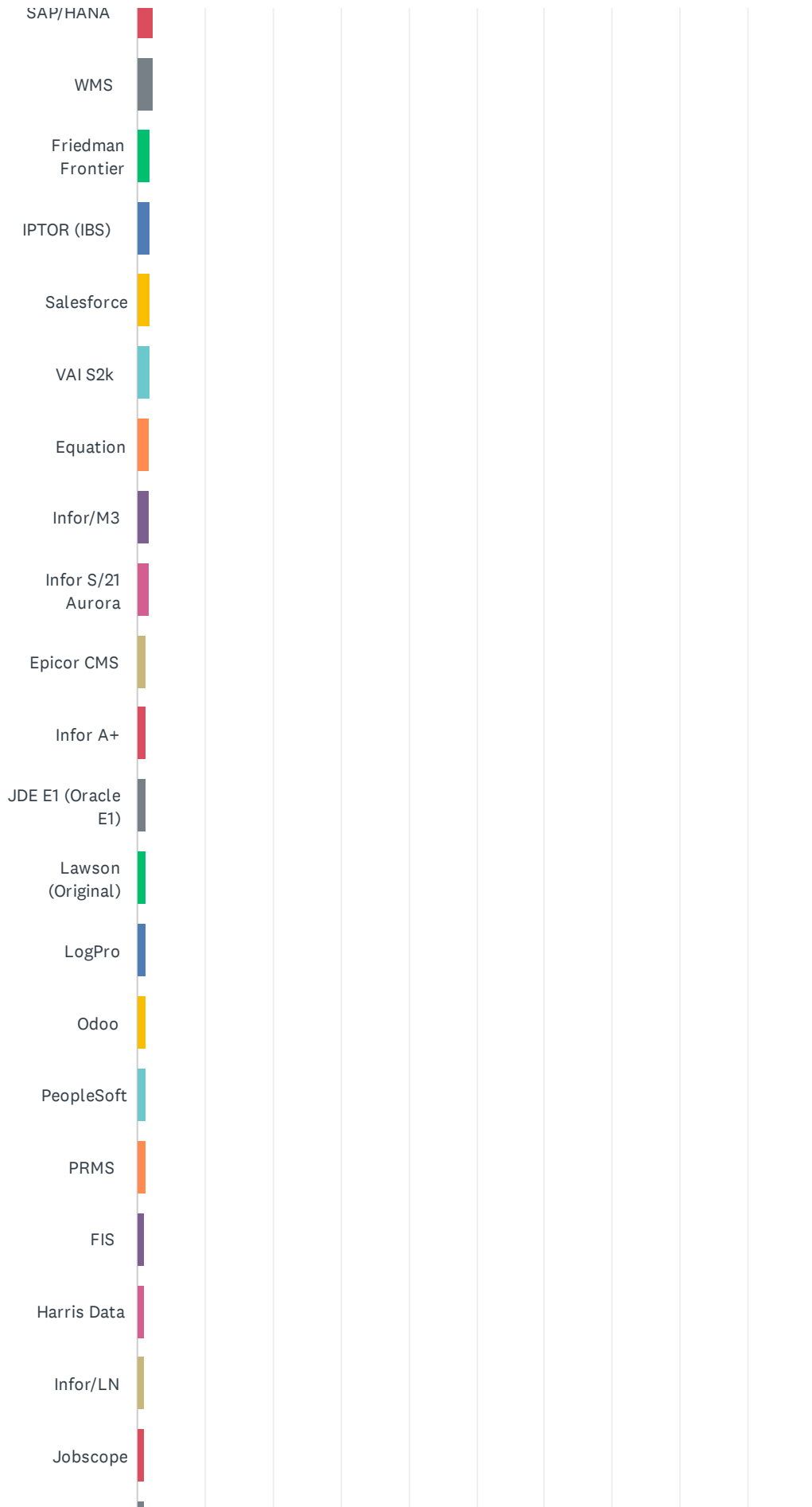
| ANSWER CHOICES | RESPONSES | |
|---------------------------|-----------|------------|
| No | 49.24% | 161 |
| Yes | 40.98% | 134 |
| I don't know | 8.87% | 29 |
| Yes, with tools like LFTP | 0.92% | 3 |
| TOTAL | | 327 |

Q8 What ERP package are you using?

Answered: 308 Skipped: 27

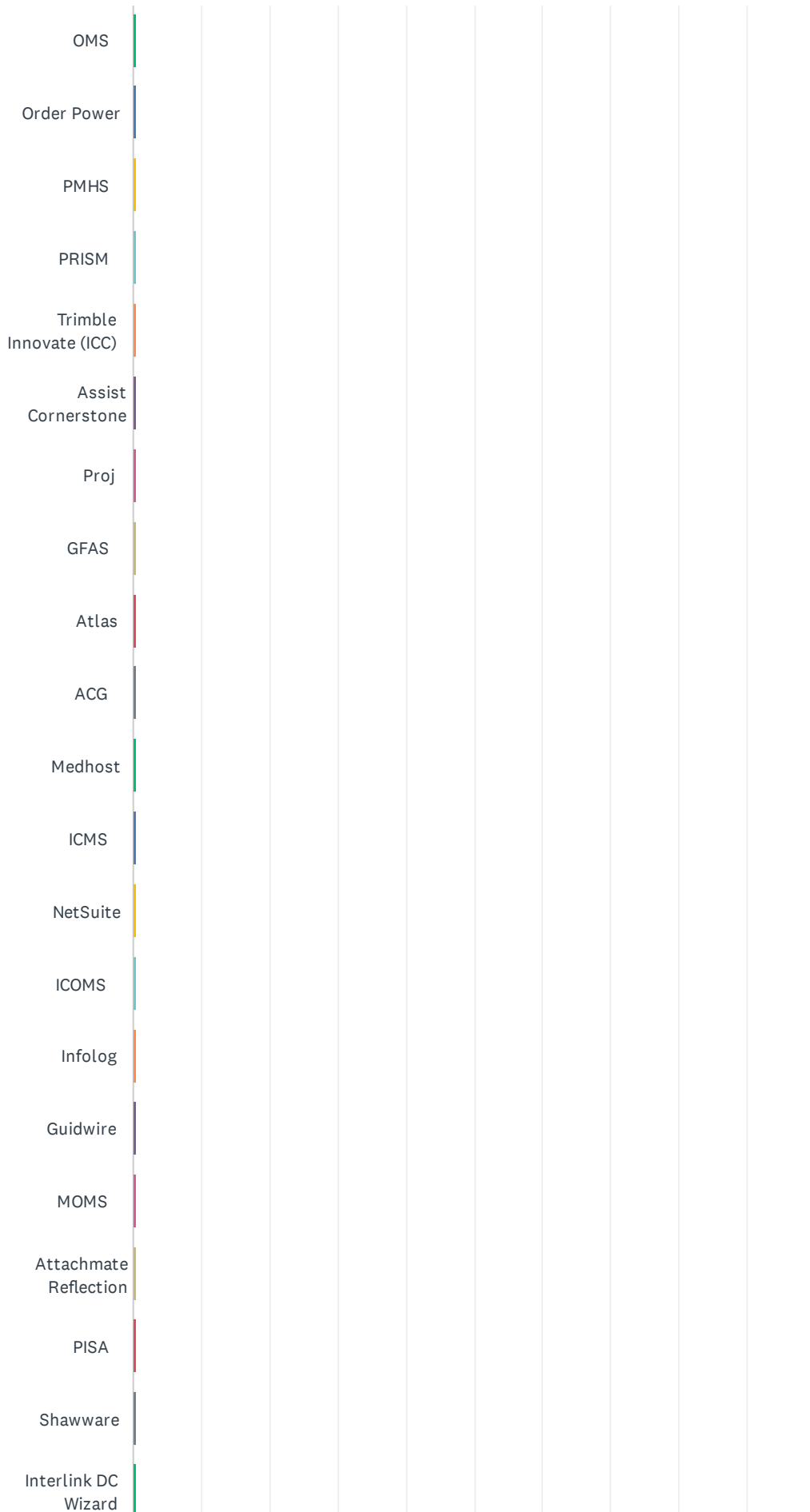


2024 IBM i (AS400, iSeries, System i) Survey in English

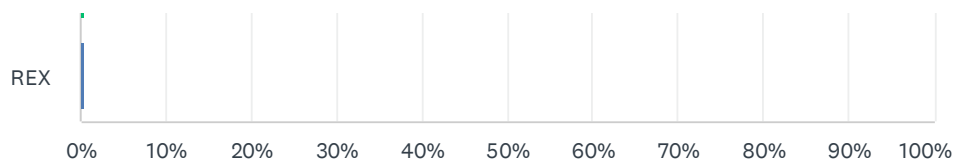




2024 IBM i (AS400, iSeries, System i) Survey in English



2024 IBM i (AS400, iSeries. System i) Survey in English



2024 IBM i (AS400, iSeries, System i) Survey in English

| ANSWER CHOICES | RESPONSES | |
|--------------------|-----------|----|
| Custom ERP system | 19.81% | 61 |
| None | 16.56% | 51 |
| Our own | 7.14% | 22 |
| JDE World | 5.84% | 18 |
| Not applicable | 5.84% | 18 |
| Bespoke | 5.19% | 16 |
| Unknown | 4.87% | 15 |
| Infor/XA | 4.22% | 13 |
| Mapics | 3.90% | 12 |
| BPCS | 2.92% | 9 |
| Oracle | 2.60% | 8 |
| SAP Business Suite | 2.60% | 8 |
| System 21 | 2.60% | 8 |
| Infor Infinium | 2.27% | 7 |
| Infor/LX | 2.27% | 7 |
| JDA | 2.27% | 7 |
| Manhattan | 2.27% | 7 |
| Movex (Original) | 2.27% | 7 |
| SAP/HANA | 2.27% | 7 |
| WMS | 2.27% | 7 |
| Friedman Frontier | 1.95% | 6 |
| IPTOR (IBS) | 1.95% | 6 |
| Salesforce | 1.95% | 6 |
| VAI S2k | 1.95% | 6 |
| Equation | 1.62% | 5 |
| Infor/M3 | 1.62% | 5 |
| Infor S/21 Aurora | 1.62% | 5 |
| Epicor CMS | 1.30% | 4 |
| Infor A+ | 1.30% | 4 |
| JDE E1 (Oracle E1) | 1.30% | 4 |
| Lawson (Original) | 1.30% | 4 |
| LogPro | 1.30% | 4 |

2024 IBM i (AS400, iSeries, System i) Survey in English

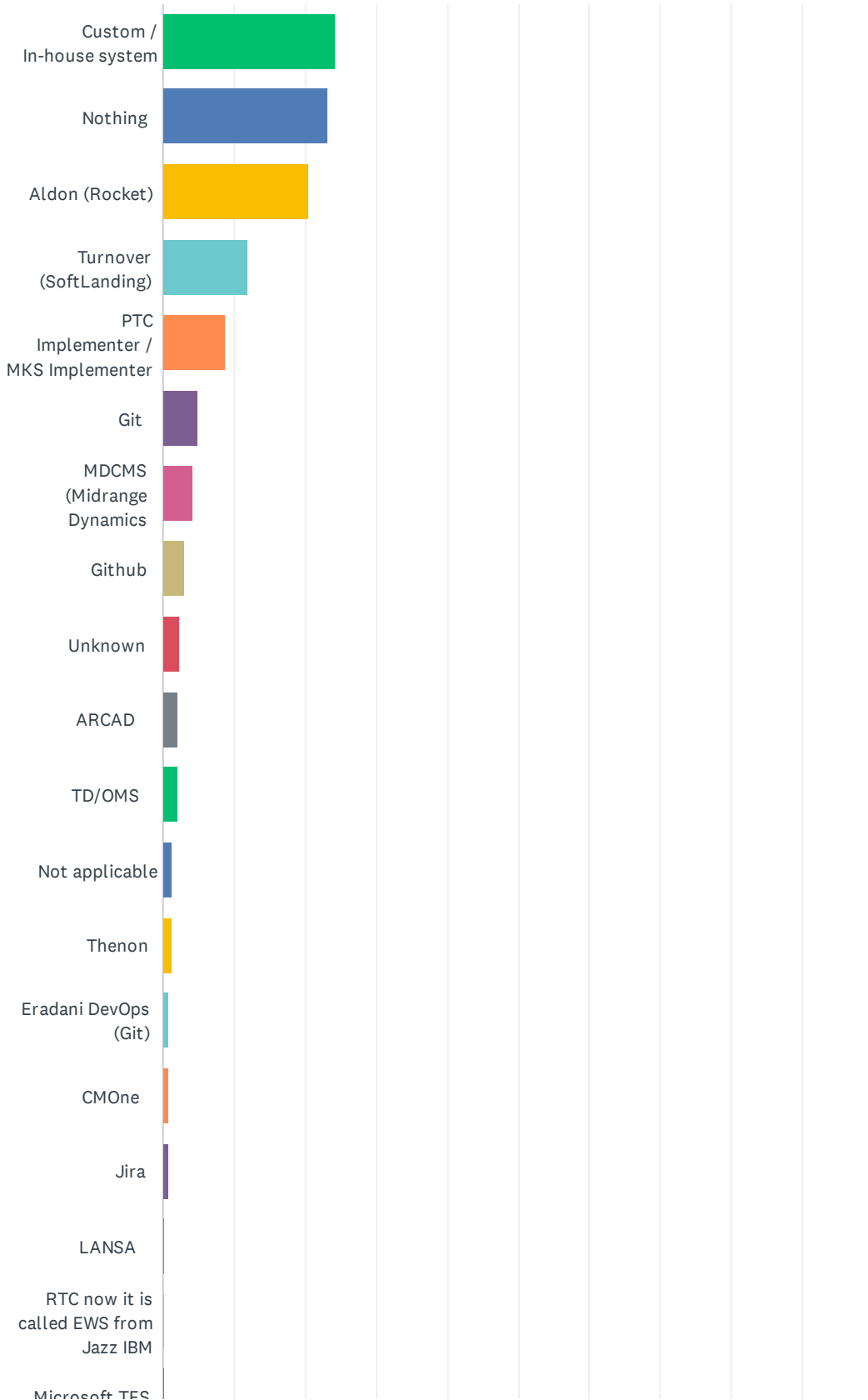
| | | |
|---------------------------------------|-------|---|
| Odoo | 1.30% | 4 |
| PeopleSoft | 1.30% | 4 |
| PRMS | 1.30% | 4 |
| FIS | 0.97% | 3 |
| Harris Data | 0.97% | 3 |
| Infor/LN | 0.97% | 3 |
| Jobscope | 0.97% | 3 |
| Mincron | 0.97% | 3 |
| CentralSquare | 0.65% | 2 |
| DPI | 0.65% | 2 |
| Fiserv / Fiserv Signature | 0.65% | 2 |
| ASW | 0.65% | 2 |
| IBS | 0.65% | 2 |
| CDR Software (for Convenience Stores) | 0.32% | 1 |
| Data Tech | 0.32% | 1 |
| Fusion MIDAS | 0.32% | 1 |
| Genelco | 0.32% | 1 |
| Infor AutoRelease | 0.32% | 1 |
| Jack Henry | 0.32% | 1 |
| Knighted Warehouse Systems | 0.32% | 1 |
| Logimax WMS | 0.32% | 1 |
| L-wis | 0.32% | 1 |
| MacPac (RPG version) | 0.32% | 1 |
| Mozart | 0.32% | 1 |
| NCR Power Enterprise | 0.32% | 1 |
| NCR Power Warehouse | 0.32% | 1 |
| Nutech - Viewpoint | 0.32% | 1 |
| Oculus | 0.32% | 1 |
| OMS | 0.32% | 1 |
| Order Power | 0.32% | 1 |
| PMHS | 0.32% | 1 |
| PRISM | 0.32% | 1 |
| Trimble Innovate (ICC) | 0.32% | 1 |

2024 IBM i (AS400, iSeries. System i) Survey in English

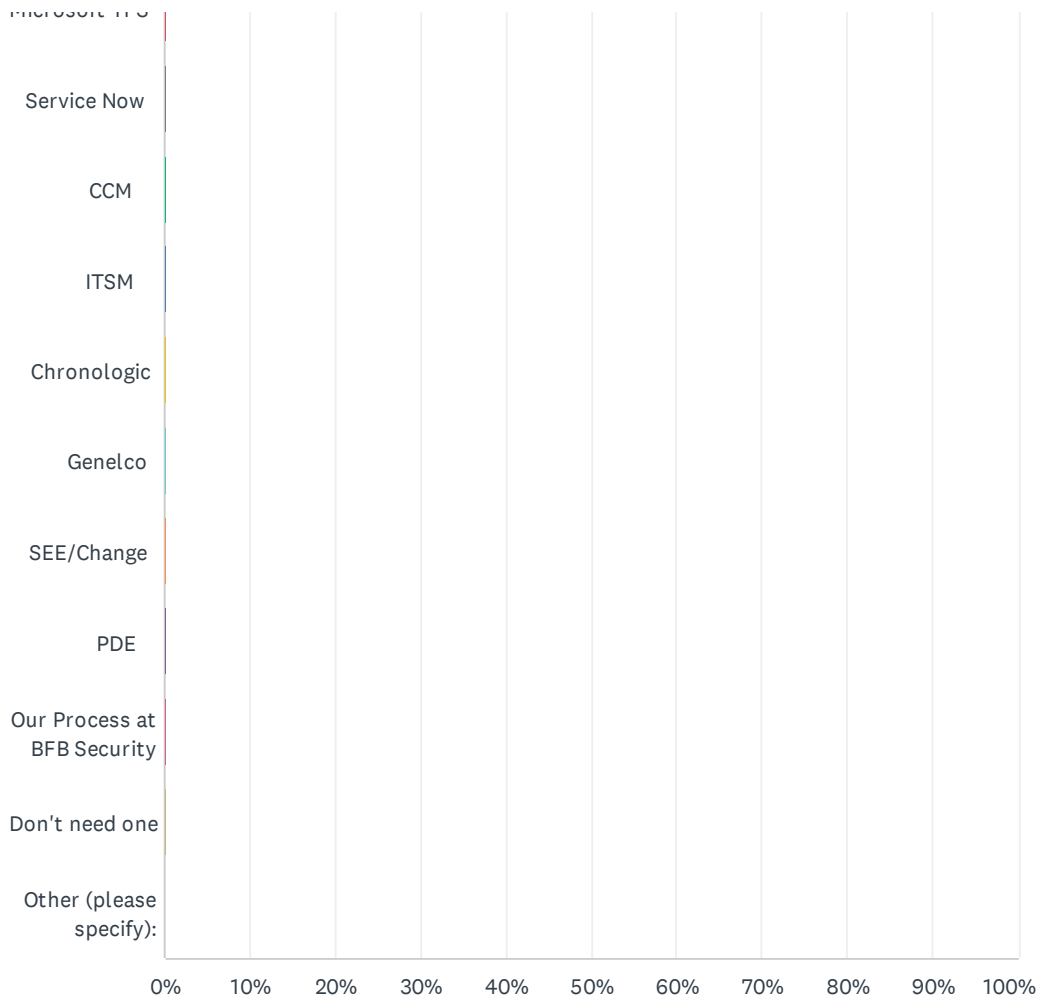
| | | |
|------------------------|-------|---|
| Assist Cornerstone | 0.32% | 1 |
| Proj | 0.32% | 1 |
| GFAS | 0.32% | 1 |
| Atlas | 0.32% | 1 |
| ACG | 0.32% | 1 |
| Medhost | 0.32% | 1 |
| ICMS | 0.32% | 1 |
| NetSuite | 0.32% | 1 |
| ICOMS | 0.32% | 1 |
| Infolog | 0.32% | 1 |
| Guidwire | 0.32% | 1 |
| MOMS | 0.32% | 1 |
| Attachmate Reflection | 0.32% | 1 |
| PISA | 0.32% | 1 |
| Shawware | 0.32% | 1 |
| Interlink DC Wizard | 0.32% | 1 |
| REX | 0.32% | 1 |
| Total Respondents: 308 | | |

Q9 What are you using for Change Management?

Answered: 328 Skipped: 7



2024 IBM i (AS400, iSeries, System i) Survey in English

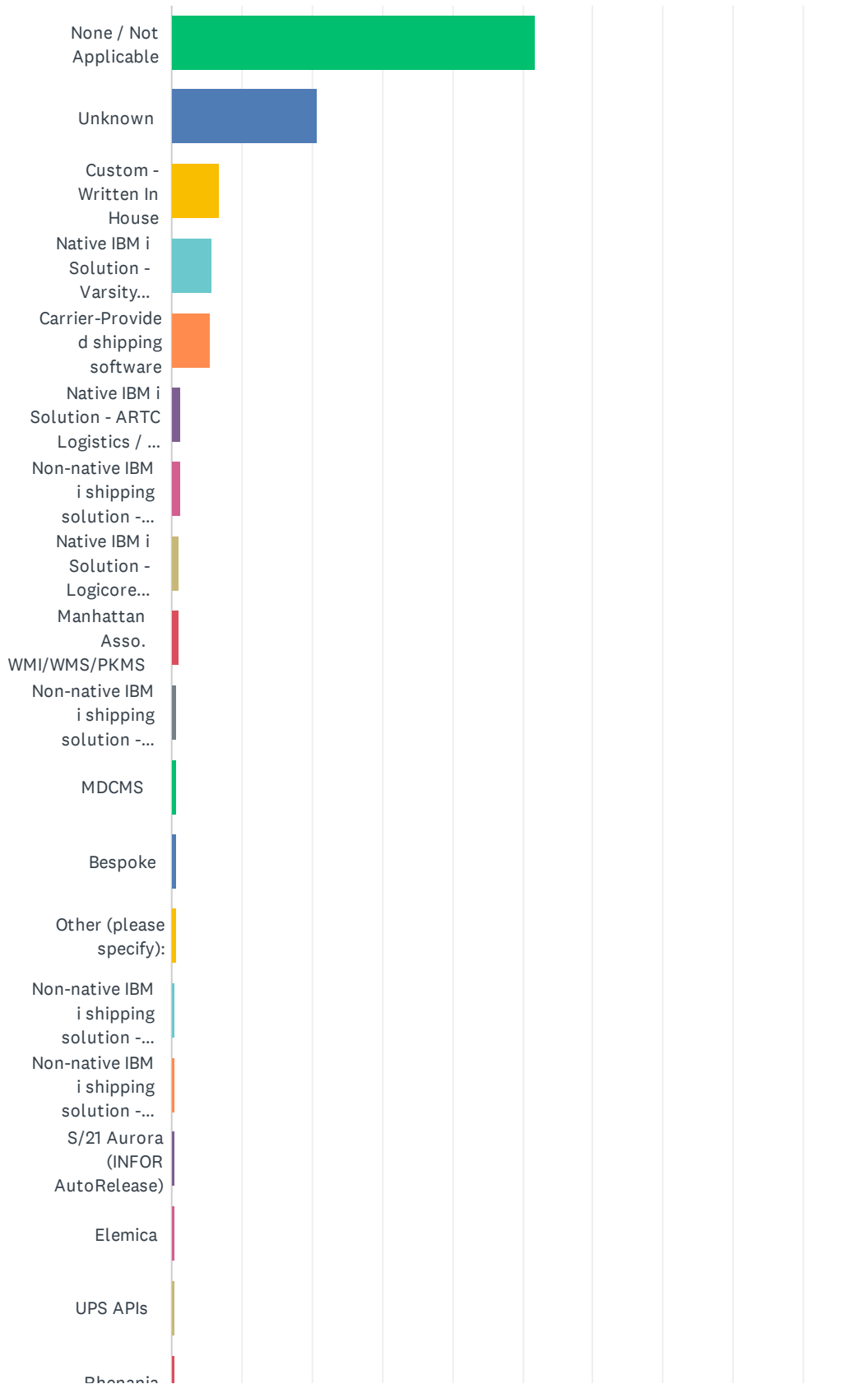


2024 IBM i (AS400, iSeries, System i) Survey in English

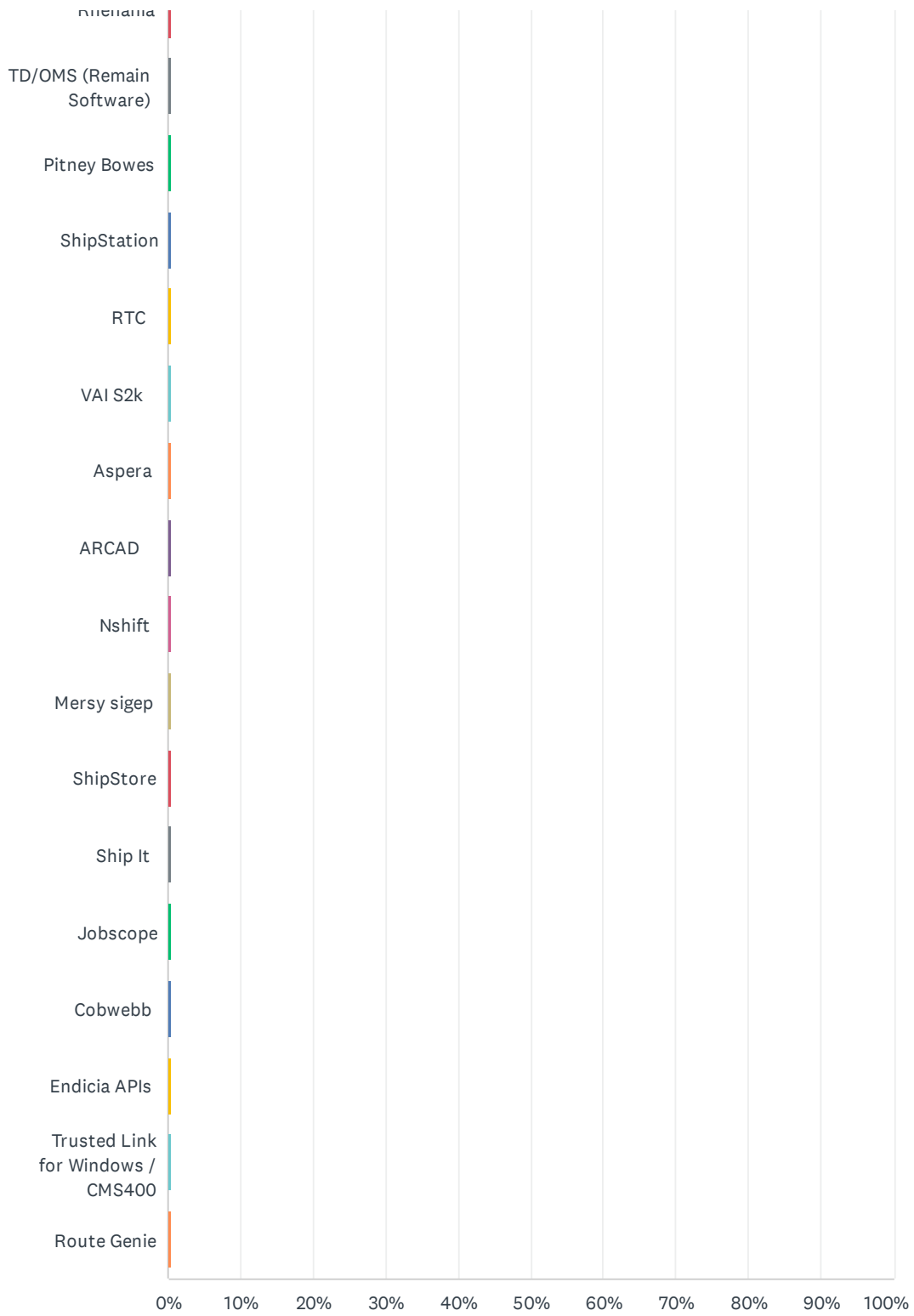
| ANSWER CHOICES | RESPONSES | |
|--|-----------|----|
| Custom / In-house system | 24.39% | 80 |
| Nothing | 23.17% | 76 |
| Aldon (Rocket) | 20.43% | 67 |
| Turnover (SoftLanding) | 11.89% | 39 |
| PTC Implementer / MKS Implementer | 8.84% | 29 |
| Git | 4.88% | 16 |
| MDCMS (Midrange Dynamics | 4.27% | 14 |
| Github | 3.05% | 10 |
| Unknown | 2.44% | 8 |
| ARCAD | 2.13% | 7 |
| TD/OMS | 2.13% | 7 |
| Not applicable | 1.22% | 4 |
| Thenon | 1.22% | 4 |
| Eradani DevOps (Git) | 0.91% | 3 |
| CMOne | 0.91% | 3 |
| Jira | 0.91% | 3 |
| LANSA | 0.30% | 1 |
| RTC now it is called EWS from Jazz IBM | 0.30% | 1 |
| Microsoft TFS | 0.30% | 1 |
| Service Now | 0.30% | 1 |
| CCM | 0.30% | 1 |
| ITSM | 0.30% | 1 |
| Chronologic | 0.30% | 1 |
| Genelco | 0.30% | 1 |
| SEE/Change | 0.30% | 1 |
| PDE | 0.30% | 1 |
| Our Process at BFB Security | 0.30% | 1 |
| Don't need one | 0.30% | 1 |
| Other (please specify): | 0.00% | 0 |
| Total Respondents: 328 | | |

Q10 What do you use for shipping software?

Answered: 311 Skipped: 24



2024 IBM i (AS400, iSeries, System i) Survey in English



2024 IBM i (AS400, iSeries. System i) Survey in English

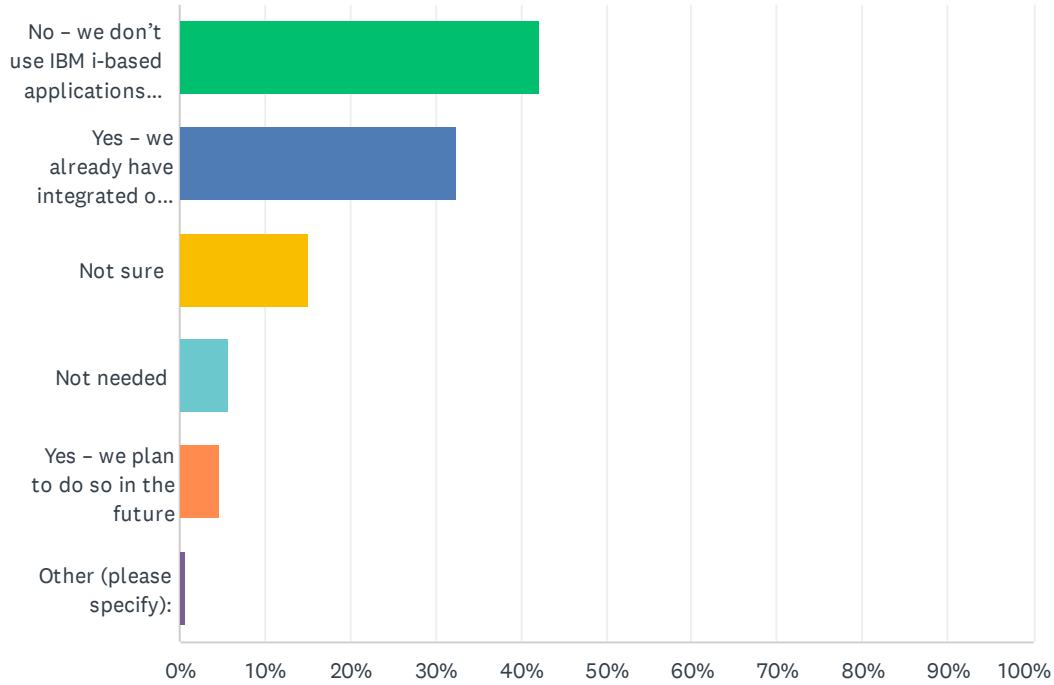
| ANSWER CHOICES | RESPONSES | |
|--|-----------|-----|
| None / Not Applicable | 51.77% | 161 |
| Unknown | 20.58% | 64 |
| Custom - Written In House | 6.75% | 21 |
| Native IBM i Solution - Varsity Logistics | 5.79% | 18 |
| Carrier-Provided shipping software | 5.47% | 17 |
| Native IBM i Solution - ARTC Logistics / AR Traffic | 1.29% | 4 |
| Non-native IBM i shipping solution - ProShip | 1.29% | 4 |
| Native IBM i Solution - Logicore GlobalShip iSeries | 0.96% | 3 |
| Manhattan Asso. WMI/WMS/PKMS | 0.96% | 3 |
| Non-native IBM i shipping solution - EasyPost | 0.64% | 2 |
| MDCMS | 0.64% | 2 |
| Bespoke | 0.64% | 2 |
| Other (please specify): | 0.64% | 2 |
| Non-native IBM i shipping solution - MiniSoft | 0.32% | 1 |
| Non-native IBM i shipping solution - E2Open/Logistyx | 0.32% | 1 |
| S/21 Aurora (INFOR AutoRelease) | 0.32% | 1 |
| Elemica | 0.32% | 1 |
| UPS APIs | 0.32% | 1 |
| Rhenania | 0.32% | 1 |
| TD/OMS (Remain Software) | 0.32% | 1 |
| Pitney Bowes | 0.32% | 1 |
| ShipStation | 0.32% | 1 |
| RTC | 0.32% | 1 |
| VAI S2k | 0.32% | 1 |
| Aspera | 0.32% | 1 |
| ARCAD | 0.32% | 1 |
| Nshift | 0.32% | 1 |
| Mersy sigep | 0.32% | 1 |
| ShipStore | 0.32% | 1 |
| Ship It | 0.32% | 1 |
| Jobscope | 0.32% | 1 |
| Cobwebb | 0.32% | 1 |

2024 IBM i (AS400, iSeries. System i) Survey in English

| | | |
|-----------------------------------|-------|---|
| Endicia APIs | 0.32% | 1 |
| Trusted Link for Windows / CMS400 | 0.32% | 1 |
| Route Genie | 0.32% | 1 |
| Total Respondents: 311 | | |

Q11 Do you have the need to integrate credit card payments with your IBM i?

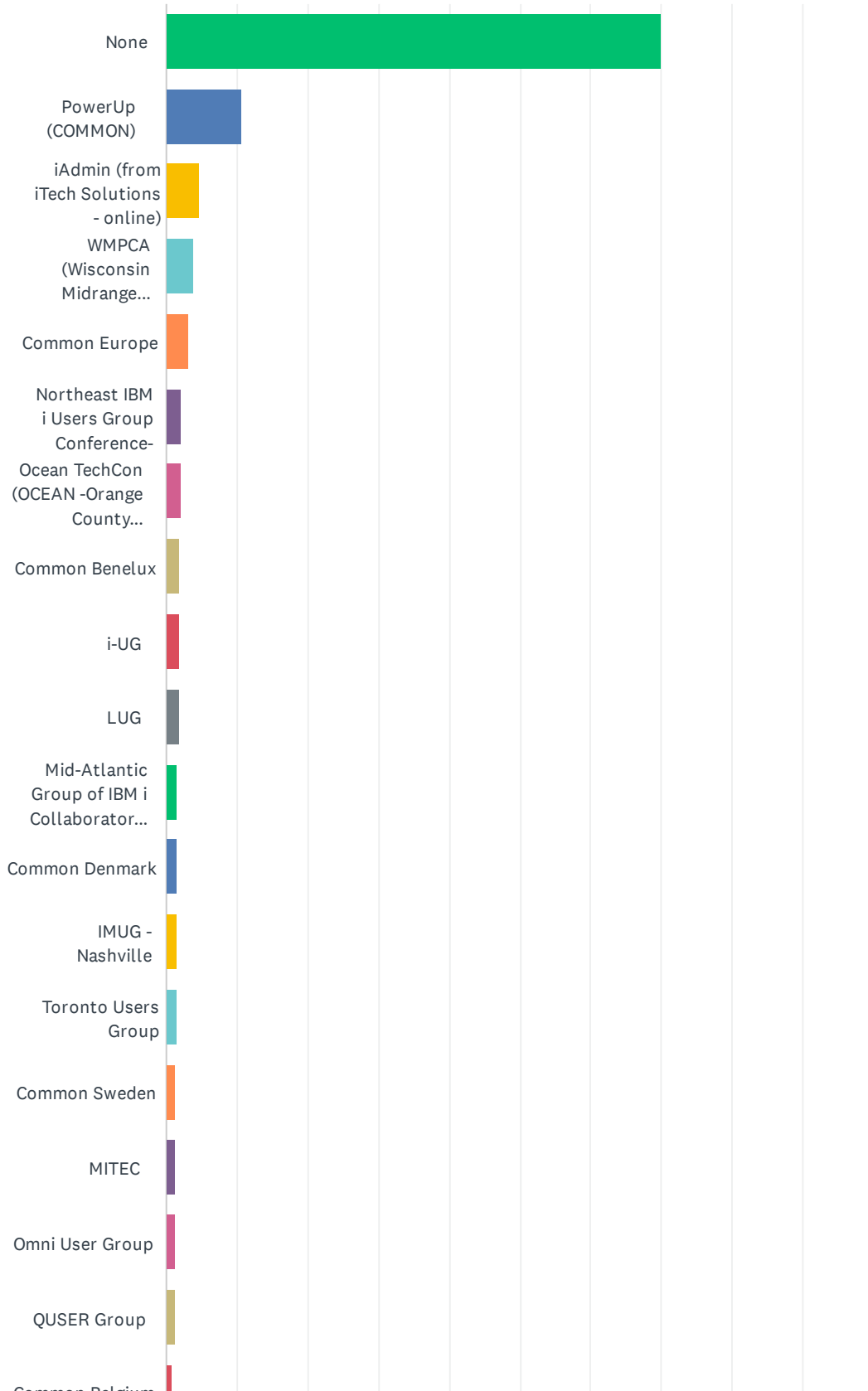
Answered: 318 Skipped: 17



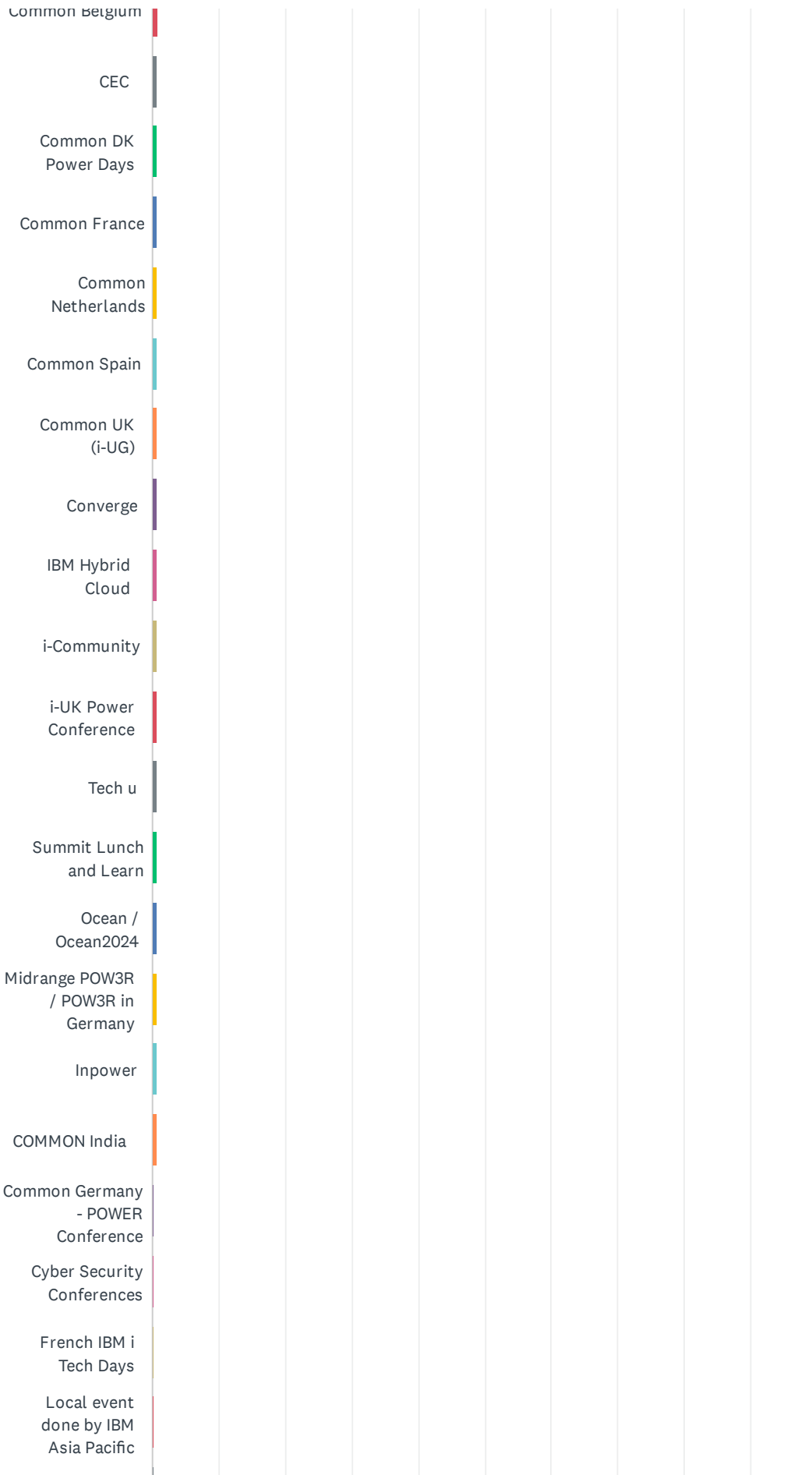
| ANSWER CHOICES | RESPONSES | |
|--|-----------|-----|
| No – we don't use IBM i-based applications for order entry or financials | 42.14% | 134 |
| Yes – we already have integrated our payments | 32.39% | 103 |
| Not sure | 15.09% | 48 |
| Not needed | 5.66% | 18 |
| Yes – we plan to do so in the future | 4.72% | 15 |
| Other (please specify): | 0.63% | 2 |
| Total Respondents: 318 | | |

Q12 What conferences / events have you gone to within the past year?

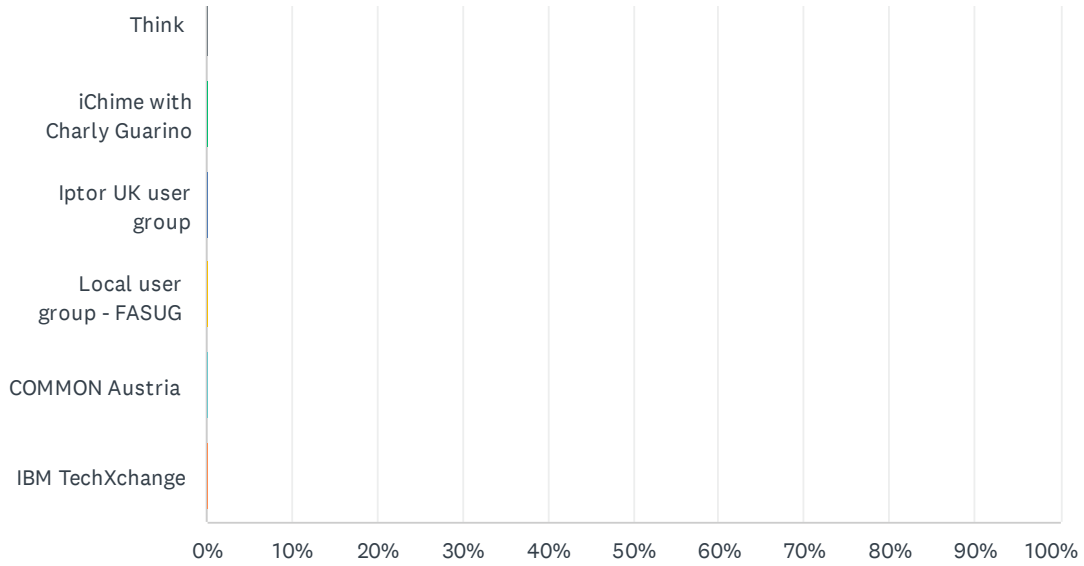
Answered: 320 Skipped: 15



2024 IBM i (AS400, iSeries, System i) Survey in English



2024 IBM i (AS400, iSeries, System i) Survey in English



2024 IBM i (AS400, iSeries. System i) Survey in English

| ANSWER CHOICES | RESPONSES | |
|---|-----------|-----|
| None | 70.00% | 224 |
| PowerUp (COMMON) | 10.63% | 34 |
| iAdmin (from iTech Solutions - online) | 4.69% | 15 |
| WMPCA (Wisconsin Midrange Computer Professional Association) | 3.75% | 12 |
| Common Europe | 3.13% | 10 |
| Northeast IBM i Users Group Conference- | 2.19% | 7 |
| Ocean TechCon (OCEAN -Orange County Educational Advancement Network) | 2.19% | 7 |
| Common Benelux | 1.88% | 6 |
| i-UG | 1.88% | 6 |
| LUG | 1.88% | 6 |
| Mid-Atlantic Group of IBM i Collaborators (MAGIC) / Virginia Beach IBM i Conference | 1.56% | 5 |
| Common Denmark | 1.56% | 5 |
| IMUG - Nashville | 1.56% | 5 |
| Toronto Users Group | 1.56% | 5 |
| Common Sweden | 1.25% | 4 |
| MITEC | 1.25% | 4 |
| Omni User Group | 1.25% | 4 |
| QUSER Group | 1.25% | 4 |
| Common Belgium | 0.94% | 3 |
| CEC | 0.63% | 2 |
| Common DK Power Days | 0.63% | 2 |
| Common France | 0.63% | 2 |
| Common Netherlands | 0.63% | 2 |
| Common Spain | 0.63% | 2 |
| Common UK (i-UG) | 0.63% | 2 |
| Converge | 0.63% | 2 |
| IBM Hybrid Cloud | 0.63% | 2 |
| i-Community | 0.63% | 2 |
| i-UK Power Conference | 0.63% | 2 |
| Tech u | 0.63% | 2 |
| Summit Lunch and Learn | 0.63% | 2 |
| Ocean / Ocean2024 | 0.63% | 2 |

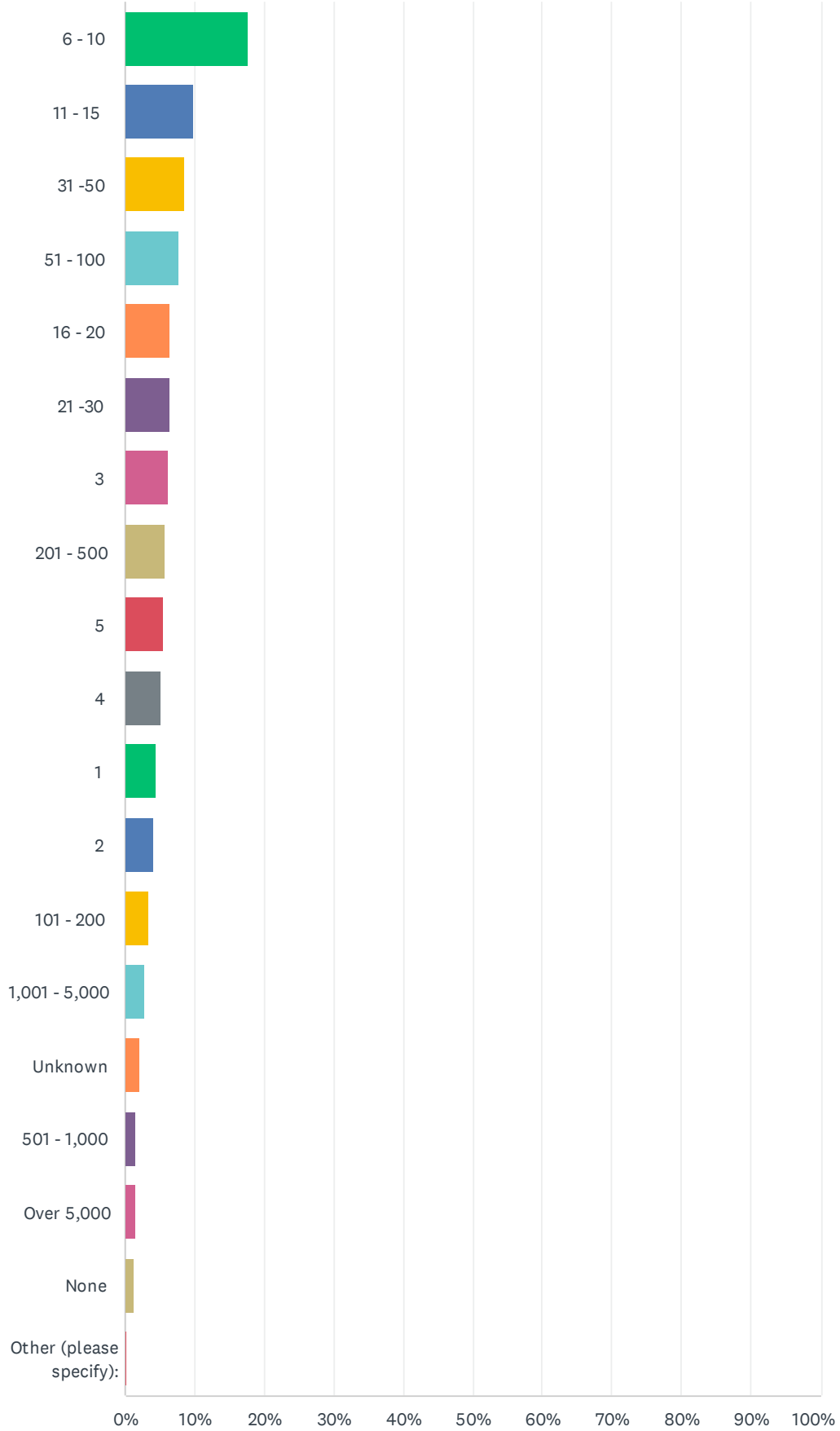
2024 IBM i (AS400, iSeries. System i) Survey in English

| | | |
|--------------------------------------|-------|---|
| Midrange POW3R / POW3R in Germany | 0.63% | 2 |
| Inpower | 0.63% | 2 |
| COMMON India | 0.63% | 2 |
| Common Germany - POWER Conference | 0.31% | 1 |
| Cyber Security Conferences | 0.31% | 1 |
| French IBM i Tech Days | 0.31% | 1 |
| Local event done by IBM Asia Pacific | 0.31% | 1 |
| Think | 0.31% | 1 |
| iChime with Charly Guarino | 0.31% | 1 |
| Iptor UK user group | 0.31% | 1 |
| Local user group - FASUG | 0.31% | 1 |
| COMMON Austria | 0.31% | 1 |
| IBM TechXchange | 0.31% | 1 |
| Total Respondents: 320 | | |

Q13 How many employees are in your IT group?

Answered: 329 Skipped: 6

2024 IBM i (AS400, iSeries, System i) Survey in English

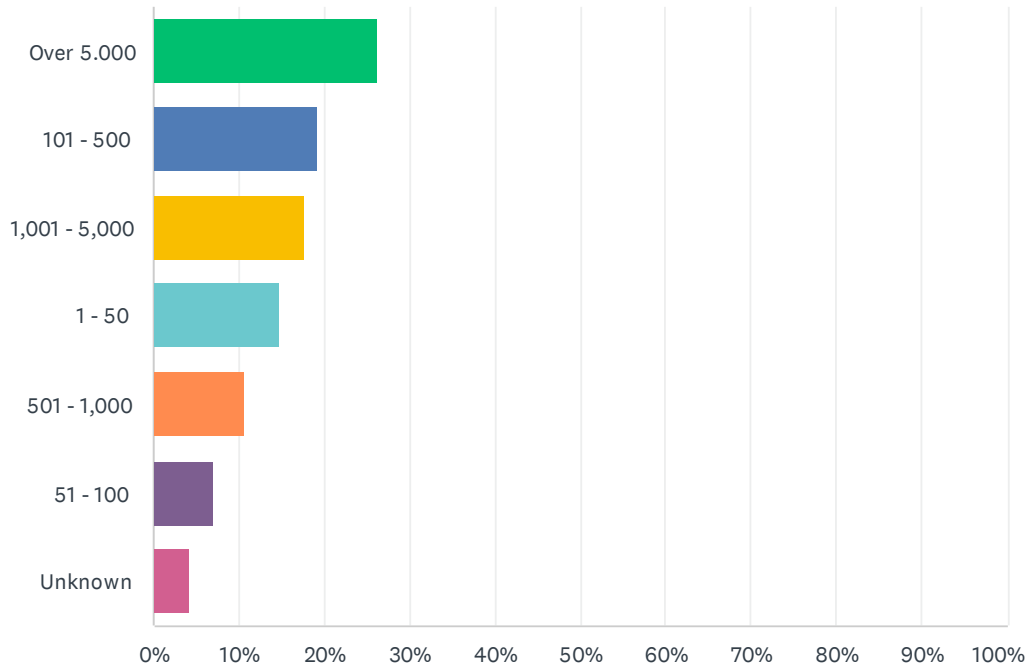


2024 IBM i (AS400, iSeries, System i) Survey in English

| ANSWER CHOICES | RESPONSES | |
|-------------------------|-----------|------------|
| 6 - 10 | 17.63% | 58 |
| 11 - 15 | 9.73% | 32 |
| 31 -50 | 8.51% | 28 |
| 51 - 100 | 7.60% | 25 |
| 16 - 20 | 6.38% | 21 |
| 21 -30 | 6.38% | 21 |
| 3 | 6.08% | 20 |
| 201 - 500 | 5.78% | 19 |
| 5 | 5.47% | 18 |
| 4 | 5.17% | 17 |
| 1 | 4.56% | 15 |
| 2 | 3.95% | 13 |
| 101 - 200 | 3.34% | 11 |
| 1,001 - 5,000 | 2.74% | 9 |
| Unknown | 2.13% | 7 |
| 501 - 1,000 | 1.52% | 5 |
| Over 5,000 | 1.52% | 5 |
| None | 1.22% | 4 |
| Other (please specify): | 0.30% | 1 |
| TOTAL | | 329 |

Q14 How many employees does your company have?

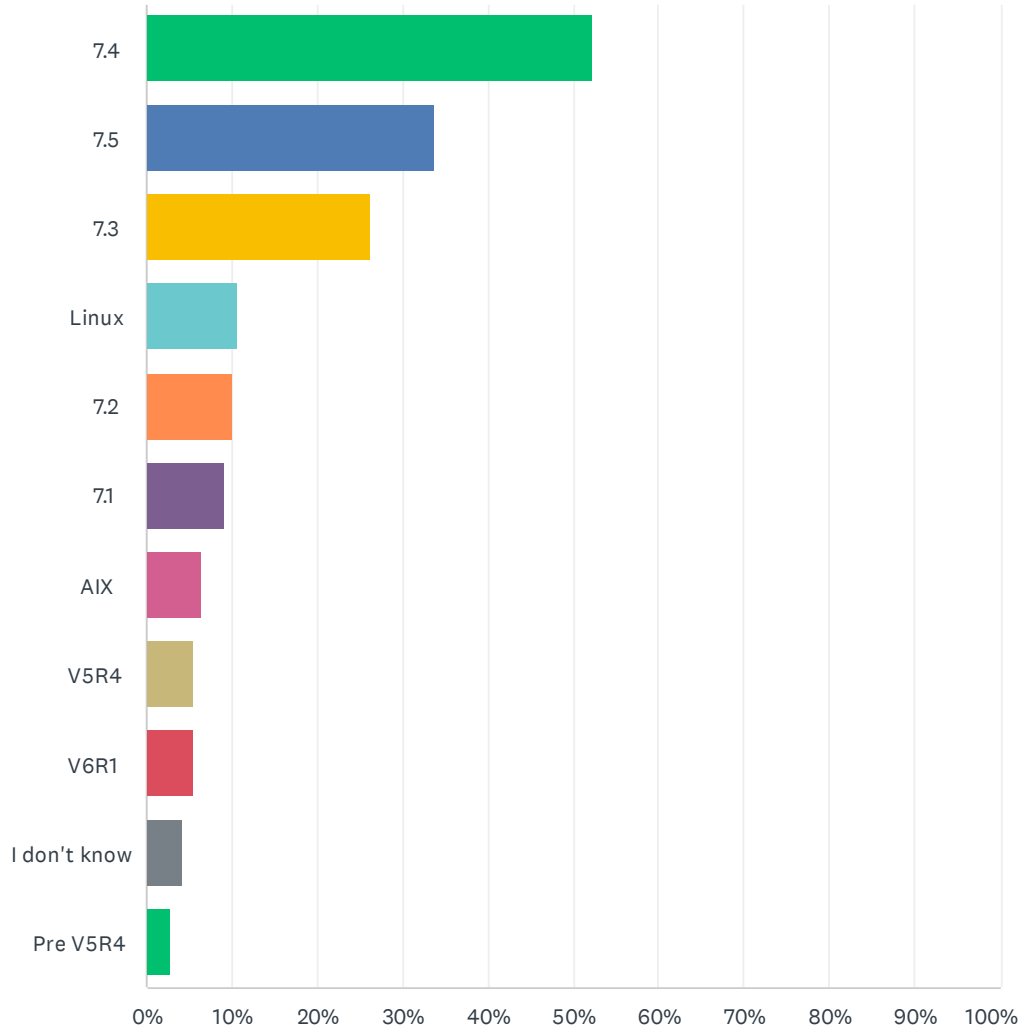
Answered: 327 Skipped: 8



| ANSWER CHOICES | RESPONSES | |
|----------------|-----------|------------|
| Over 5,000 | 26.30% | 86 |
| 101 - 500 | 19.27% | 63 |
| 1,001 - 5,000 | 17.74% | 58 |
| 1 - 50 | 14.68% | 48 |
| 501 - 1,000 | 10.70% | 35 |
| 51 - 100 | 7.03% | 23 |
| Unknown | 4.28% | 14 |
| TOTAL | | 327 |

Q15 What version(s) of the operating system does your company use? (Please check all that apply.)

Answered: 329 Skipped: 6

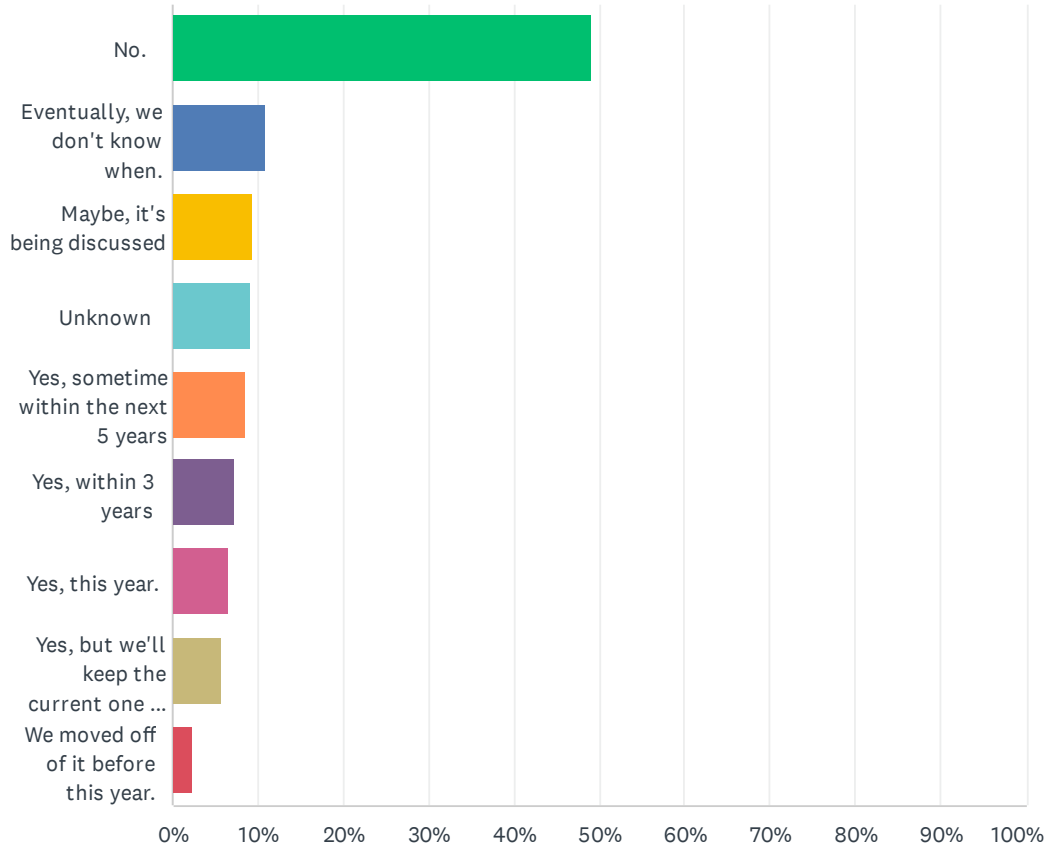


2024 IBM i (AS400, iSeries, System i) Survey in English

| ANSWER CHOICES | RESPONSES | |
|------------------------|-----------|-----|
| 7.4 | 52.28% | 172 |
| 7.5 | 33.74% | 111 |
| 7.3 | 26.14% | 86 |
| Linux | 10.64% | 35 |
| 7.2 | 10.03% | 33 |
| 7.1 | 9.12% | 30 |
| AIX | 6.38% | 21 |
| V5R4 | 5.47% | 18 |
| V6R1 | 5.47% | 18 |
| I don't know | 4.26% | 14 |
| Pre V5R4 | 2.74% | 9 |
| Total Respondents: 329 | | |

Q16 Does your company plan to migrate off of the IBM i platform? (For the purposes of this question, moving from on-premise IBM i to IBM i in the Cloud isn't considered a migration.)

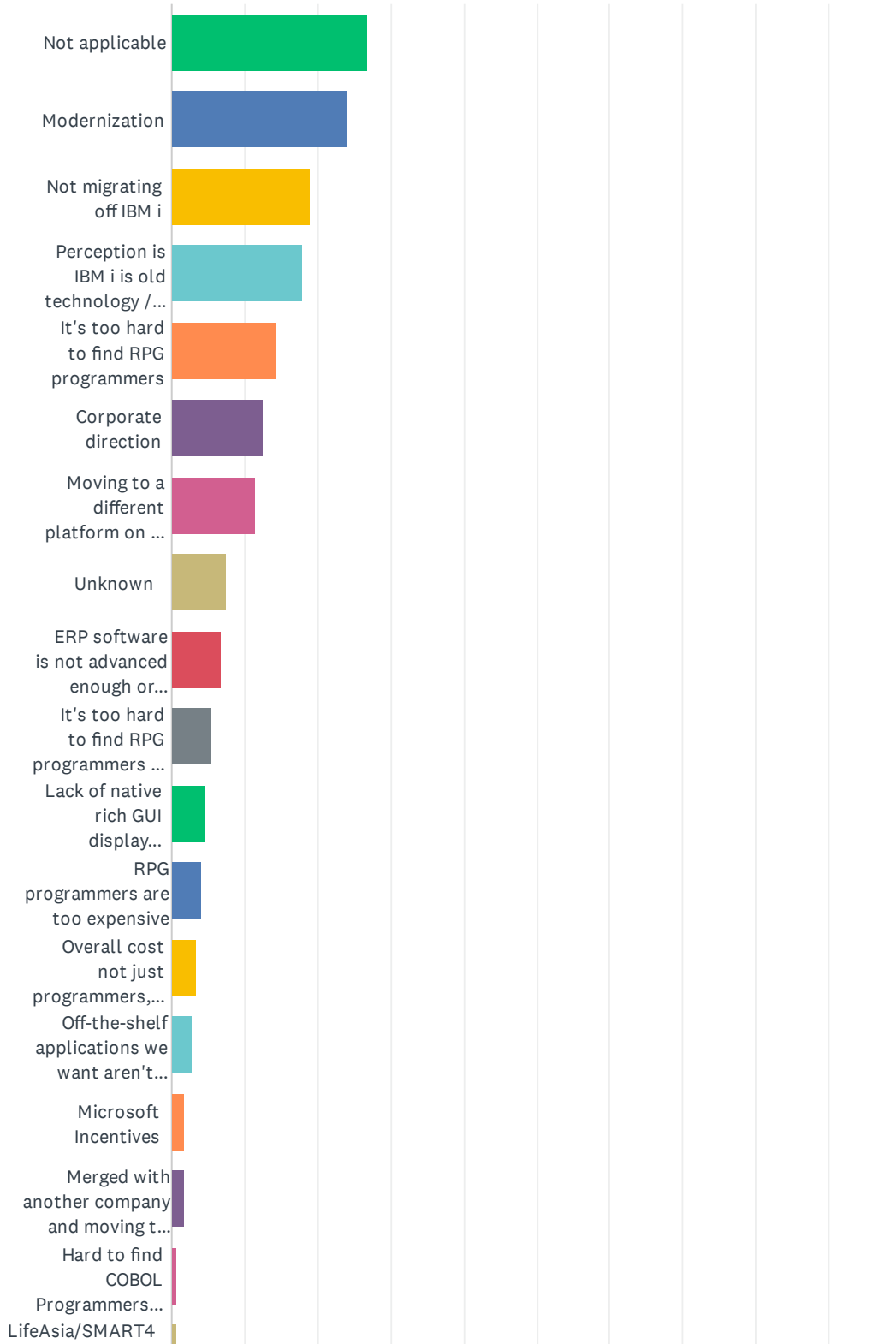
Answered: 329 Skipped: 6



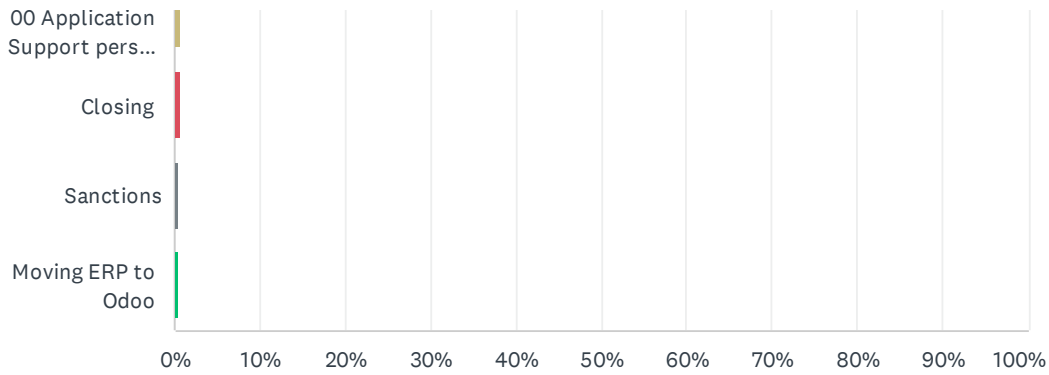
| ANSWER CHOICES | RESPONSES | |
|--|-----------|-----|
| No. | 48.94% | 161 |
| Eventually, we don't know when. | 10.94% | 36 |
| Maybe, it's being discussed | 9.42% | 31 |
| Unknown | 9.12% | 30 |
| Yes, sometime within the next 5 years | 8.51% | 28 |
| Yes, within 3 years | 7.29% | 24 |
| Yes, this year. | 6.69% | 22 |
| Yes, but we'll keep the current one for awhile for historical purposes | 5.78% | 19 |
| We moved off of it before this year. | 2.43% | 8 |
| Total Respondents: 329 | | |

Q17 If your company is migrating off of IBM i, what are the main reasons for doing it? (For the purposes of this question, moving from on-premise IBM i to IBM i in the Cloud isn't considered a migration.)

Answered: 295 Skipped: 40



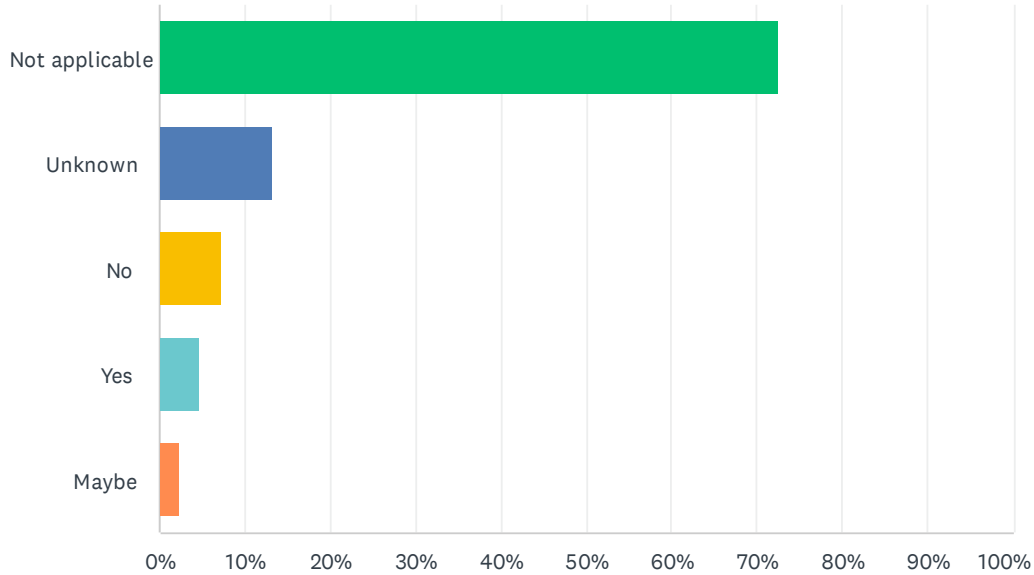
2024 IBM i (AS400, iSeries, System i) Survey in English



| ANSWER CHOICES | RESPONSES | |
|---|-----------|----|
| Not applicable | 26.78% | 79 |
| Modernization | 24.07% | 71 |
| Not migrating off IBM i | 18.98% | 56 |
| Perception is IBM i is old technology / Lack of understanding of the platform capabilities / Management decisions based on prejudgments | 17.97% | 53 |
| It's too hard to find RPG programmers | 14.24% | 42 |
| Corporate direction | 12.54% | 37 |
| Moving to a different platform on the Cloud | 11.53% | 34 |
| Unknown | 7.46% | 22 |
| ERP software is not advanced enough or up-to-date | 6.78% | 20 |
| It's too hard to find RPG programmers who will work onsite | 5.42% | 16 |
| Lack of native rich GUI display protocol | 4.75% | 14 |
| RPG programmers are too expensive | 4.07% | 12 |
| Overall cost not just programmers, also support staff | 3.39% | 10 |
| Off-the-shelf applications we want aren't available for the IBM i / Parent company wants a packaged solutions | 2.71% | 8 |
| Microsoft Incentives | 1.69% | 5 |
| Merged with another company and moving to their system | 1.69% | 5 |
| Hard to find COBOL Programmers (Primary Language) | 0.68% | 2 |
| LifeAsia/SMART400 Application Support persons are hard to find, and expensive | 0.68% | 2 |
| Closing | 0.68% | 2 |
| Sanctions | 0.34% | 1 |
| Moving ERP to Odoo | 0.34% | 1 |
| Total Respondents: 295 | | |

Q18 If you're migrating from IBM i to SAP S/4HANA on Linux will you still be running any production programs in the IBM i operating system?

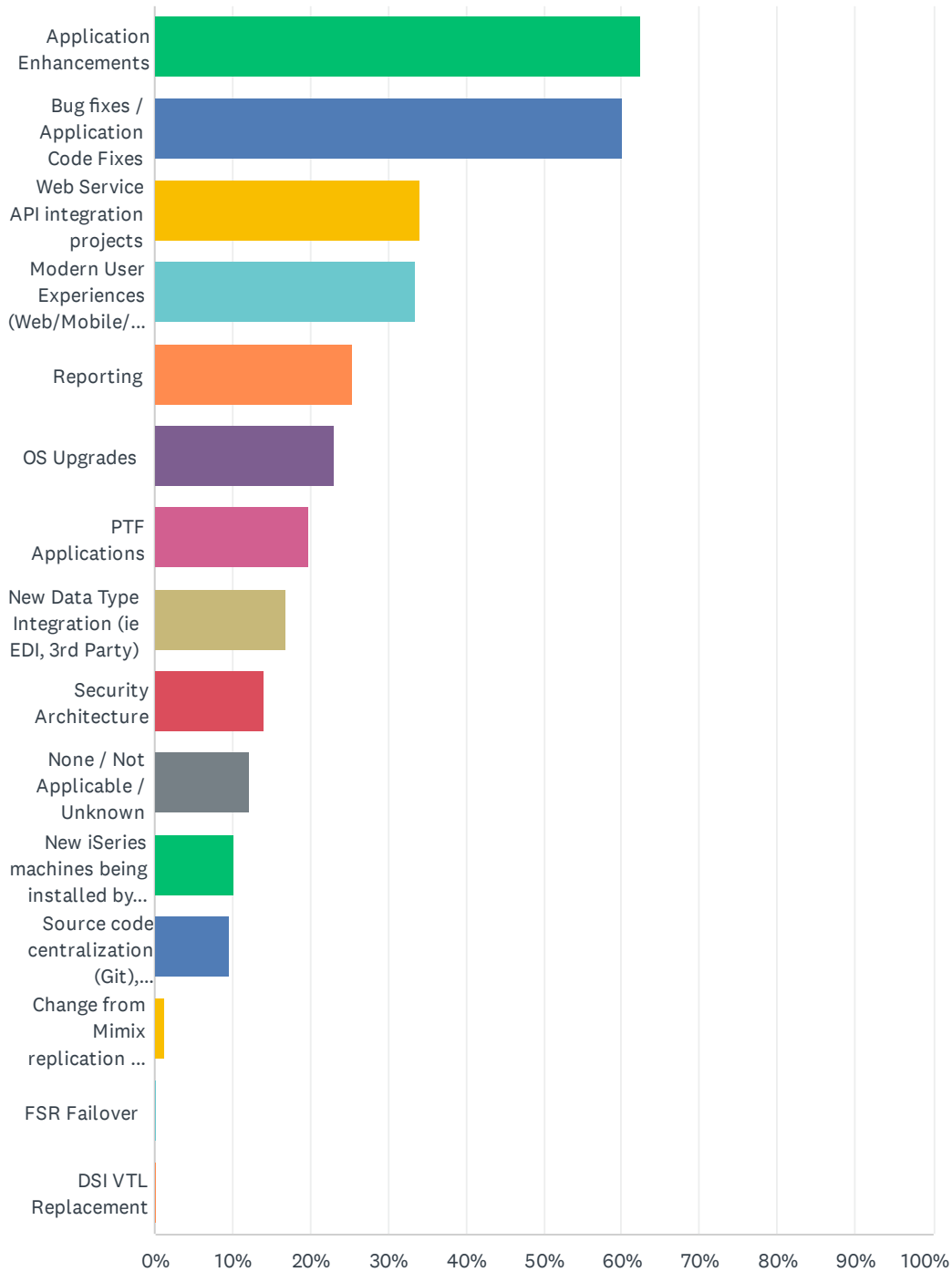
Answered: 302 Skipped: 33



| ANSWER CHOICES | RESPONSES | |
|----------------|-----------|------------|
| Not applicable | 72.52% | 219 |
| Unknown | 13.25% | 40 |
| No | 7.28% | 22 |
| Yes | 4.64% | 14 |
| Maybe | 2.32% | 7 |
| TOTAL | | 302 |

Q19 What activities currently sit in the IT backlog?

Answered: 314 Skipped: 21

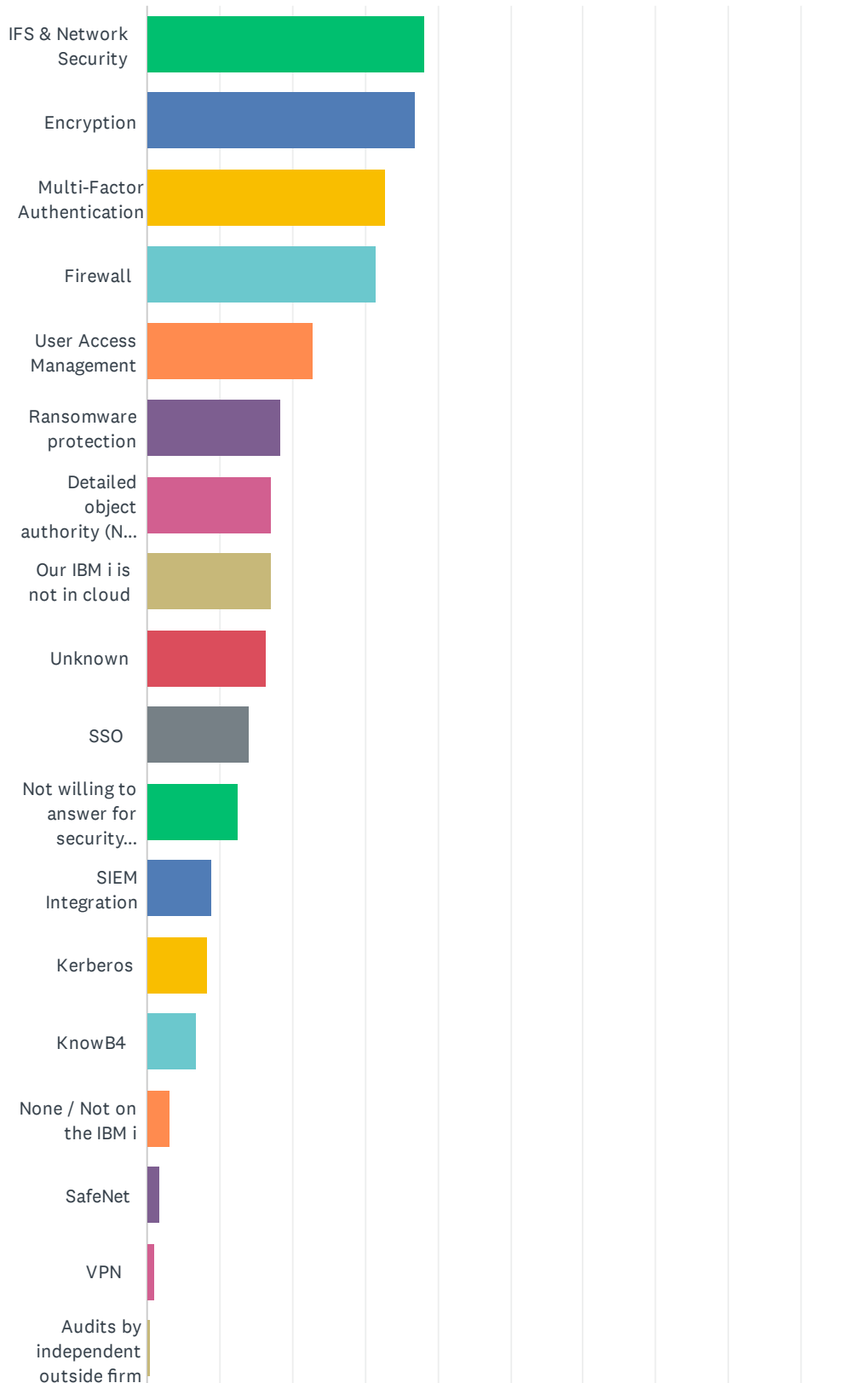


2024 IBM i (AS400, iSeries. System i) Survey in English

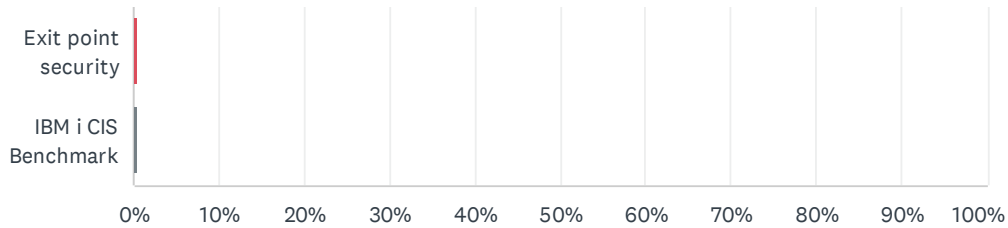
| ANSWER CHOICES | RESPONSES | |
|--|-----------|-----|
| Application Enhancements | 62.42% | 196 |
| Bug fixes / Application Code Fixes | 60.19% | 189 |
| Web Service API integration projects | 34.08% | 107 |
| Modern User Experiences (Web/Mobile/Tablet) | 33.44% | 105 |
| Reporting | 25.48% | 80 |
| OS Upgrades | 22.93% | 72 |
| PTF Applications | 19.75% | 62 |
| New Data Type Integration (ie EDI, 3rd Party) | 16.88% | 53 |
| Security Architecture | 14.01% | 44 |
| None / Not Applicable / Unknown | 12.10% | 38 |
| New iSeries machines being installed by end of year | 10.19% | 32 |
| Source code centralization (Git), automatization (ansible) | 9.55% | 30 |
| Change from Mimix replication to Full SAN replication. | 1.27% | 4 |
| FSR Failover | 0.32% | 1 |
| DSI VTL Replacement | 0.32% | 1 |
| Total Respondents: 314 | | |

Q20 What security strategies has your company implemented (Please select all that apply)?

Answered: 311 Skipped: 24



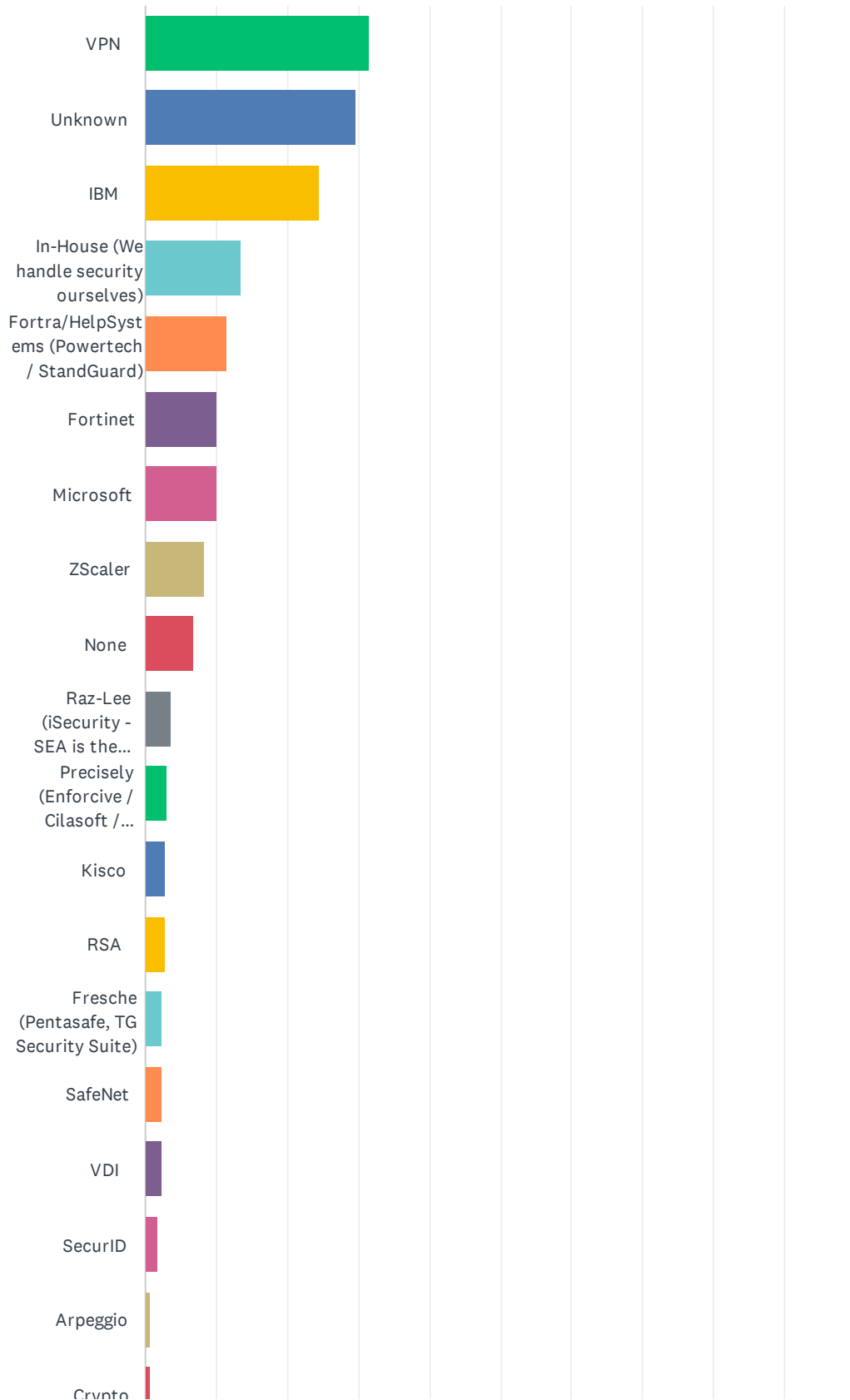
2024 IBM i (AS400, iSeries, System i) Survey in English



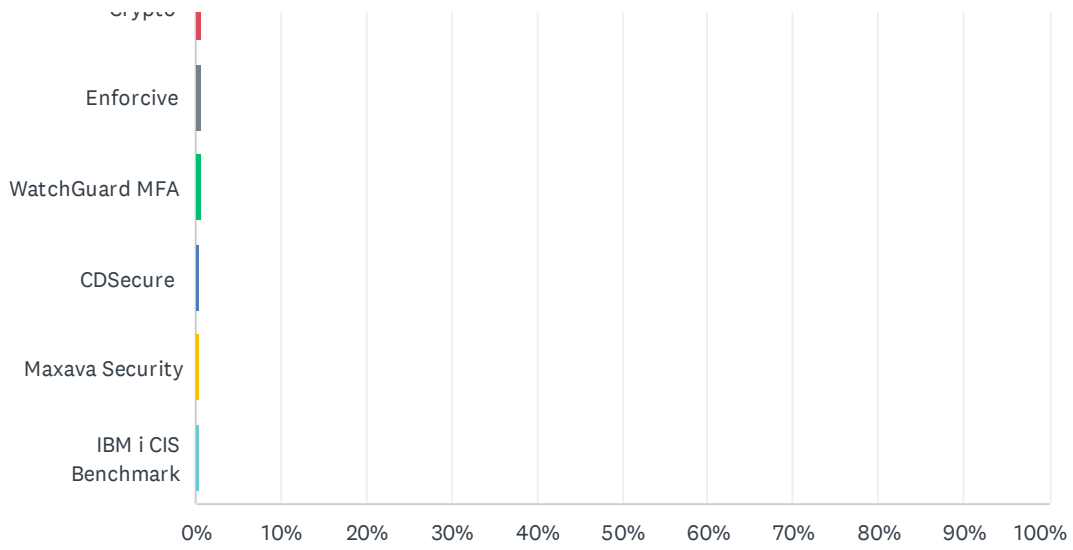
| ANSWER CHOICES | RESPONSES | |
|--|-----------|-----|
| IFS & Network Security | 38.26% | 119 |
| Encryption | 36.98% | 115 |
| Multi-Factor Authentication | 32.80% | 102 |
| Firewall | 31.51% | 98 |
| User Access Management | 22.83% | 71 |
| Ransomware protection | 18.33% | 57 |
| Detailed object authority (NO *ALLOBJ) | 17.04% | 53 |
| Our IBM i is not in cloud | 17.04% | 53 |
| Unknown | 16.40% | 51 |
| SSO | 14.15% | 44 |
| Not willing to answer for security reasons | 12.54% | 39 |
| SIEM Integration | 9.00% | 28 |
| Kerberos | 8.36% | 26 |
| KnowB4 | 6.75% | 21 |
| None / Not on the IBM i | 3.22% | 10 |
| SafeNet | 1.61% | 5 |
| VPN | 0.96% | 3 |
| Audits by independent outside firm | 0.32% | 1 |
| Exit point security | 0.32% | 1 |
| IBM i CIS Benchmark | 0.32% | 1 |
| Total Respondents: 311 | | |

Q21 What IBM i security products is your company using?

Answered: 297 Skipped: 38



2024 IBM i (AS400, iSeries, System i) Survey in English

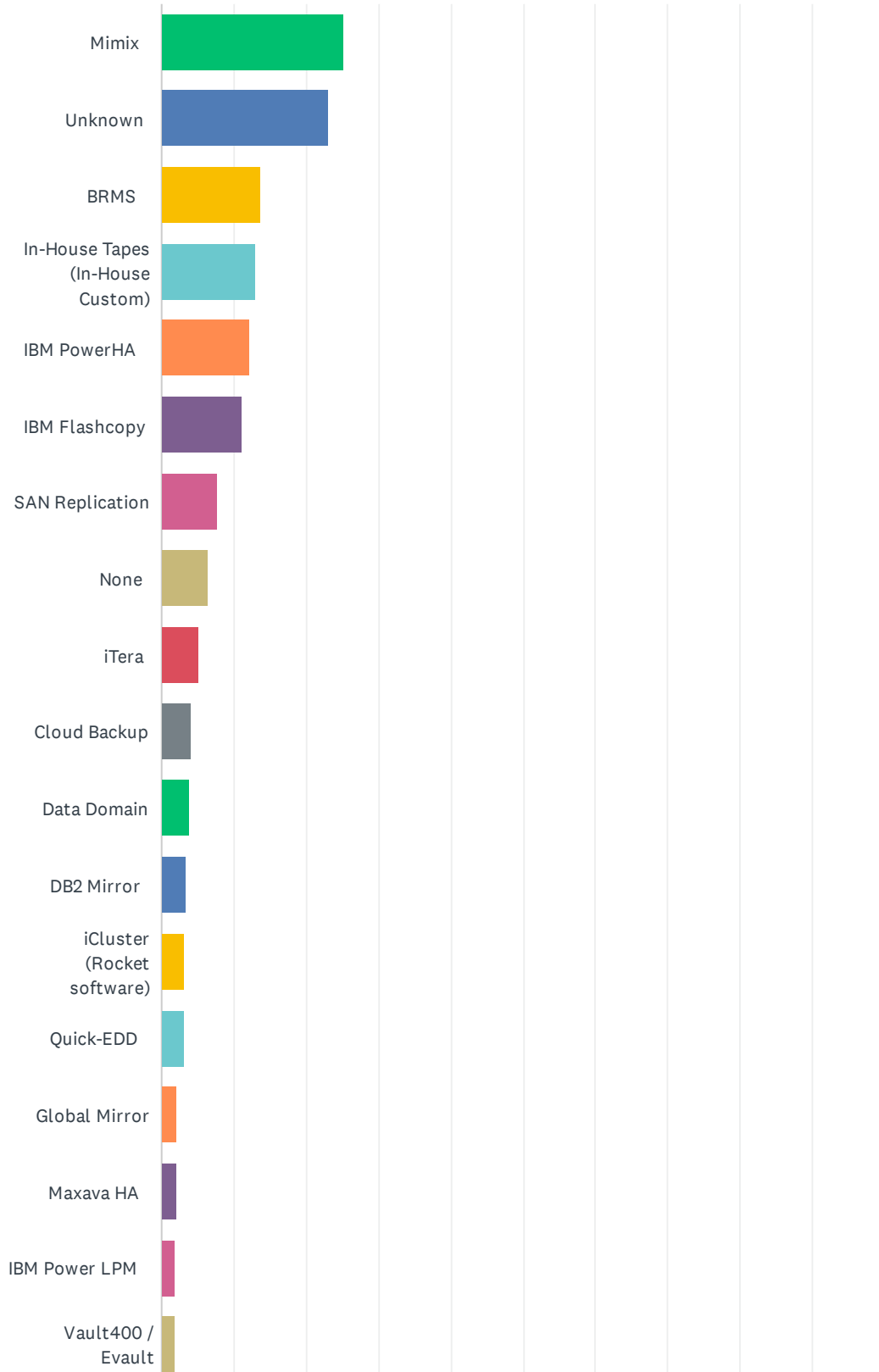


2024 IBM i (AS400, iSeries, System i) Survey in English

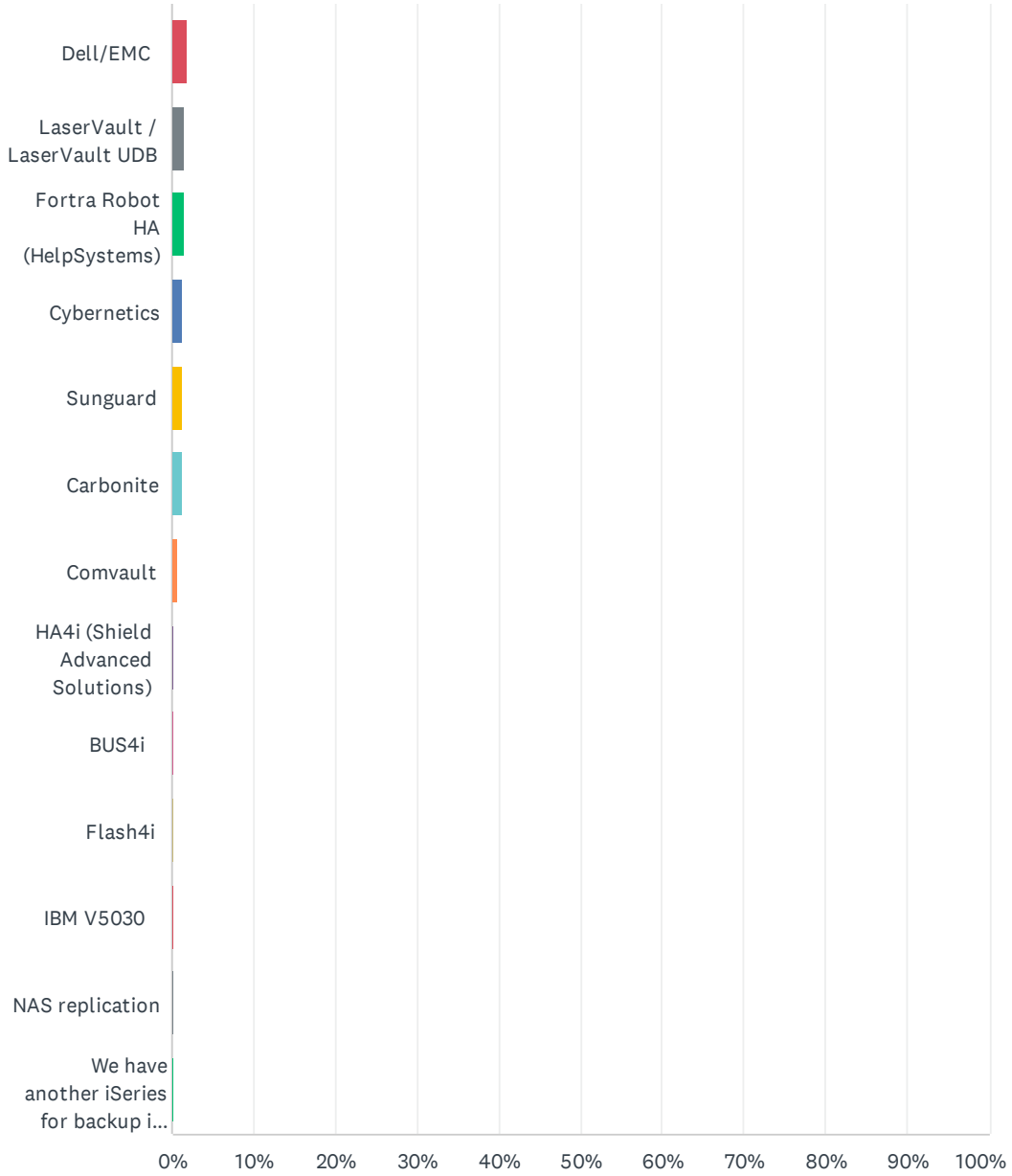
| ANSWER CHOICES | RESPONSES | |
|--|-----------|----|
| VPN | 31.65% | 94 |
| Unknown | 29.63% | 88 |
| IBM | 24.58% | 73 |
| In-House (We handle security ourselves) | 13.47% | 40 |
| Fortra/HelpSystems (Powertech / StandGuard) | 11.45% | 34 |
| Fortinet | 10.10% | 30 |
| Microsoft | 10.10% | 30 |
| ZScaler | 8.42% | 25 |
| None | 6.73% | 20 |
| Raz-Lee (iSecurity - SEA is the North American reseller) | 3.70% | 11 |
| Precisely (Enforcive / Cilasoft / Townsend Security) | 3.03% | 9 |
| Kisco | 2.69% | 8 |
| RSA | 2.69% | 8 |
| Fresche (Pentasec, TG Security Suite) | 2.36% | 7 |
| SafeNet | 2.36% | 7 |
| VDI | 2.36% | 7 |
| SecurID | 1.68% | 5 |
| Arpeggio | 0.67% | 2 |
| Crypto | 0.67% | 2 |
| Enforcive | 0.67% | 2 |
| WatchGuard MFA | 0.67% | 2 |
| CDSecure | 0.34% | 1 |
| Maxava Security | 0.34% | 1 |
| IBM i CIS Benchmark | 0.34% | 1 |
| Total Respondents: 297 | | |

Q22 What product does your company use for HA/DR (High Availability/Disaster Recovery)?

Answered: 314 Skipped: 21



2024 IBM i (AS400, iSeries, System i) Survey in English

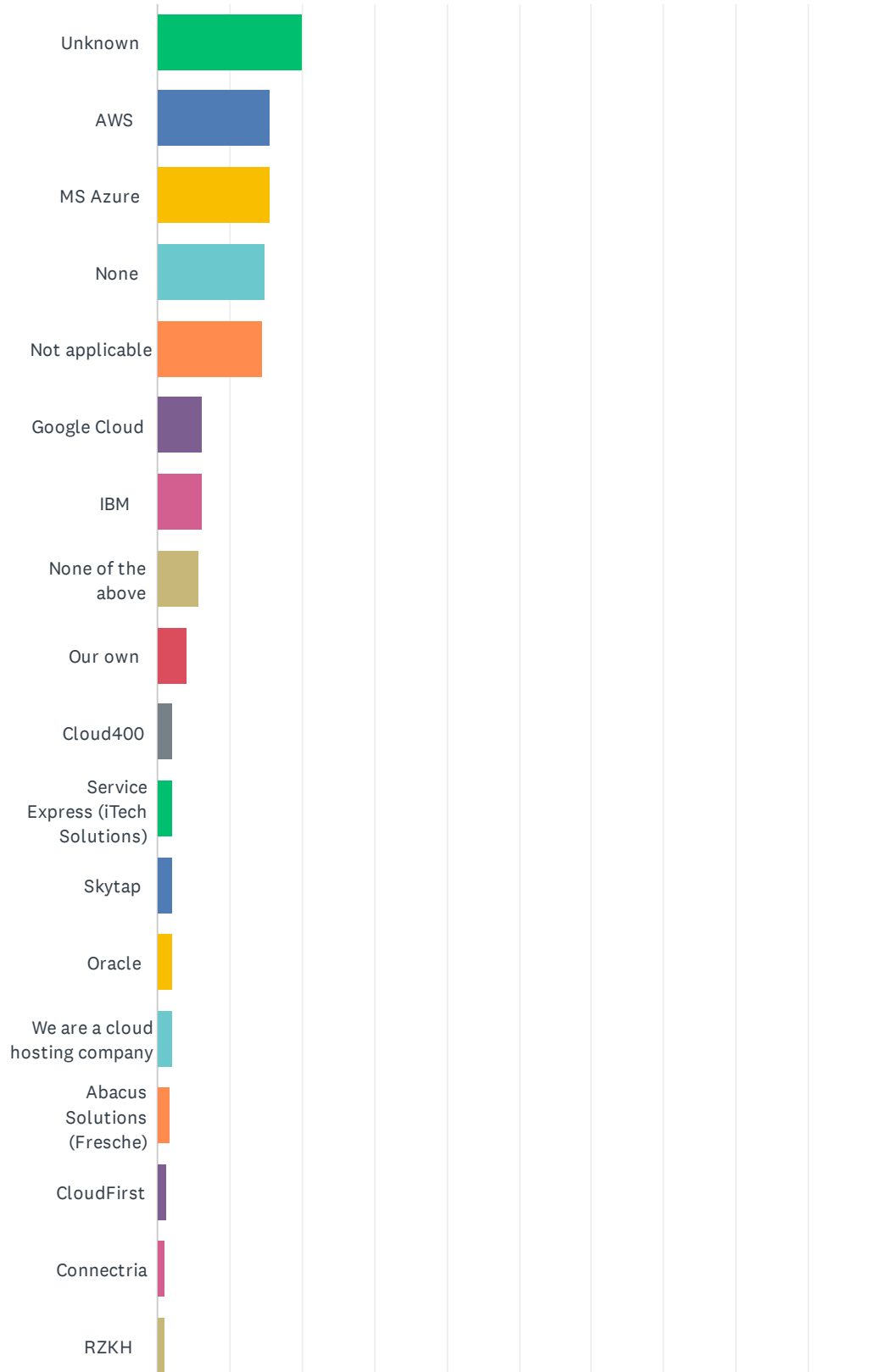


2024 IBM i (AS400, iSeries, System i) Survey in English

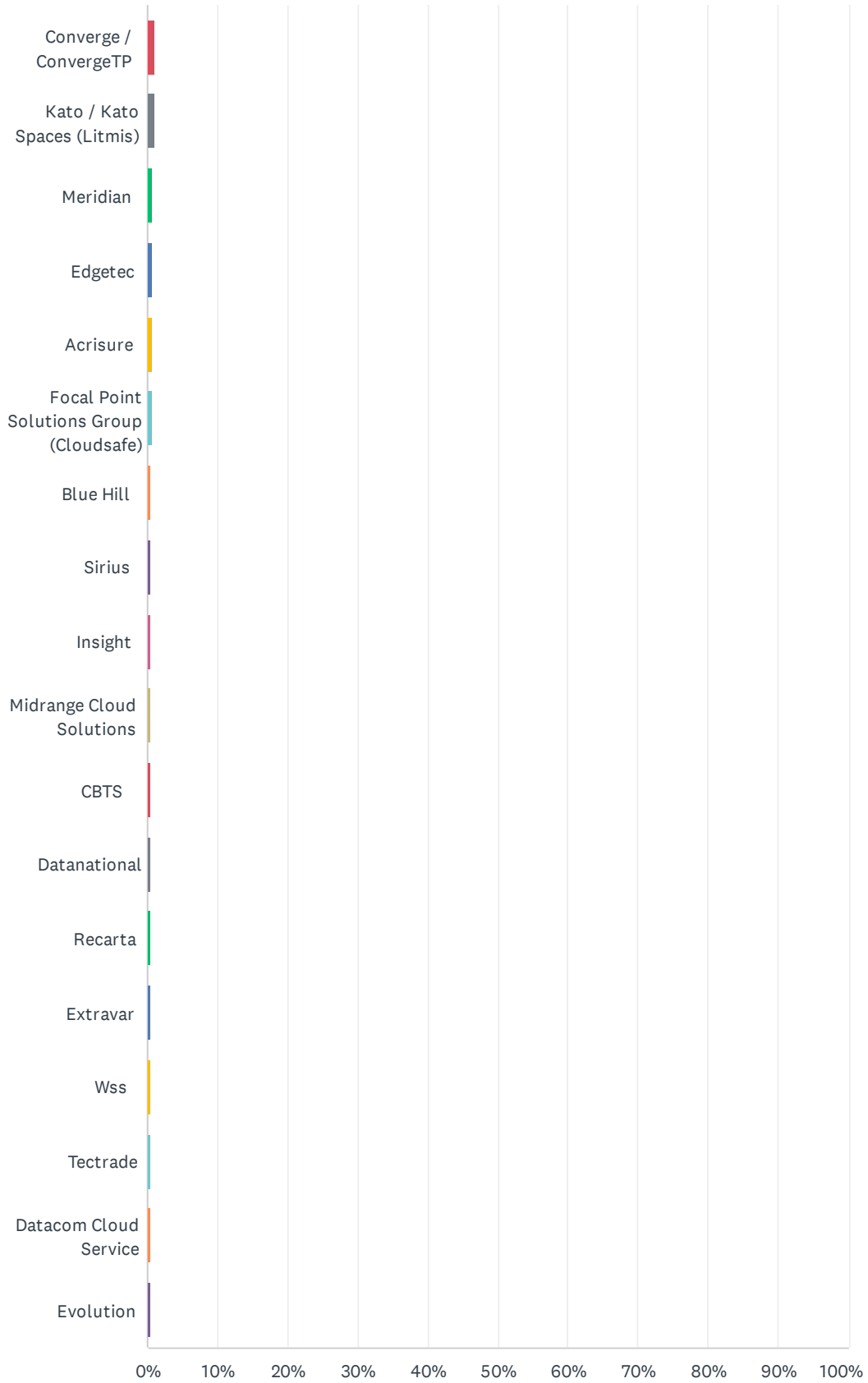
| ANSWER CHOICES | RESPONSES | |
|--|-----------|----|
| Mimix | 25.16% | 79 |
| Unknown | 22.93% | 72 |
| BRMS | 13.69% | 43 |
| In-House Tapes (In-House Custom) | 13.06% | 41 |
| IBM PowerHA | 12.10% | 38 |
| IBM Flashcopy | 11.15% | 35 |
| SAN Replication | 7.64% | 24 |
| None | 6.37% | 20 |
| iTera | 5.10% | 16 |
| Cloud Backup | 4.14% | 13 |
| Data Domain | 3.82% | 12 |
| DB2 Mirror | 3.50% | 11 |
| iCluster (Rocket software) | 3.18% | 10 |
| Quick-EDD | 3.18% | 10 |
| Global Mirror | 2.23% | 7 |
| Maxava HA | 2.23% | 7 |
| IBM Power LPM | 1.91% | 6 |
| Vault400 / Evault | 1.91% | 6 |
| Dell/EMC | 1.91% | 6 |
| LaserVault / LaserVault UDB | 1.59% | 5 |
| Fortra Robot HA (HelpSystems) | 1.59% | 5 |
| Cybernetics | 1.27% | 4 |
| Sunguard | 1.27% | 4 |
| Carbonite | 1.27% | 4 |
| Comvault | 0.64% | 2 |
| HA4i (Shield Advanced Solutions) | 0.32% | 1 |
| BUS4i | 0.32% | 1 |
| Flash4i | 0.32% | 1 |
| IBM V5030 | 0.32% | 1 |
| NAS replication | 0.32% | 1 |
| We have another iSeries for backup in other location | 0.32% | 1 |
| Total Respondents: 314 | | |

Q23 What cloud hosting company is your company using (please select all that apply)?

Answered: 290 Skipped: 45



2024 IBM i (AS400, iSeries, System i) Survey in English



2024 IBM i (AS400, iSeries, System i) Survey in English

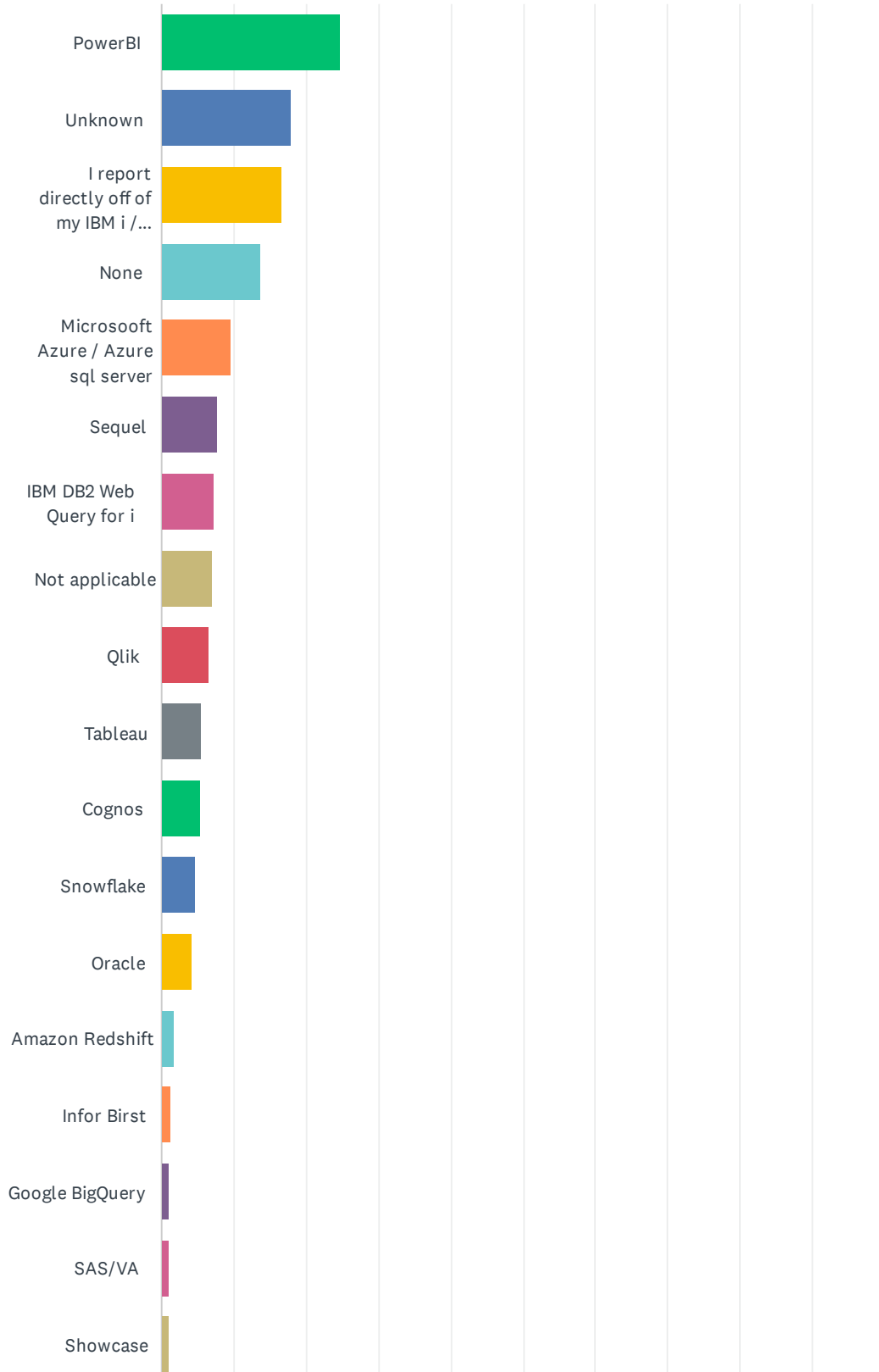
| ANSWER CHOICES | RESPONSES | |
|---|-----------|----|
| Unknown | 20.00% | 58 |
| AWS | 15.52% | 45 |
| MS Azure | 15.52% | 45 |
| None | 14.83% | 43 |
| Not applicable | 14.48% | 42 |
| Google Cloud | 6.21% | 18 |
| IBM | 6.21% | 18 |
| None of the above | 5.86% | 17 |
| Our own | 4.14% | 12 |
| Cloud400 | 2.07% | 6 |
| Service Express (iTech Solutions) | 2.07% | 6 |
| Skytap | 2.07% | 6 |
| Oracle | 2.07% | 6 |
| We are a cloud hosting company | 2.07% | 6 |
| Abacus Solutions (Fresche) | 1.72% | 5 |
| CloudFirst | 1.38% | 4 |
| Connectria | 1.03% | 3 |
| RZKH | 1.03% | 3 |
| Converge / ConvergeTP | 1.03% | 3 |
| Kato / Kato Spaces (Litmis) | 1.03% | 3 |
| Meridian | 0.69% | 2 |
| Edgetec | 0.69% | 2 |
| Acrisure | 0.69% | 2 |
| Focal Point Solutions Group (Cloudsafe) | 0.69% | 2 |
| Blue Hill | 0.34% | 1 |
| Sirius | 0.34% | 1 |
| Insight | 0.34% | 1 |
| Midrange Cloud Solutions | 0.34% | 1 |
| CBTS | 0.34% | 1 |
| Datanational | 0.34% | 1 |
| Recarta | 0.34% | 1 |
| Extravar | 0.34% | 1 |

2024 IBM i (AS400, iSeries. System i) Survey in English

| | | |
|------------------------|-------|---|
| Wss | 0.34% | 1 |
| Tectrade | 0.34% | 1 |
| Datacom Cloud Service | 0.34% | 1 |
| Evolution | 0.34% | 1 |
| Total Respondents: 290 | | |

Q24 What Data Warehouse/Business Intelligence solution is your company using?

Answered: 302 Skipped: 33



2024 IBM i (AS400, iSeries. System i) Survey in English



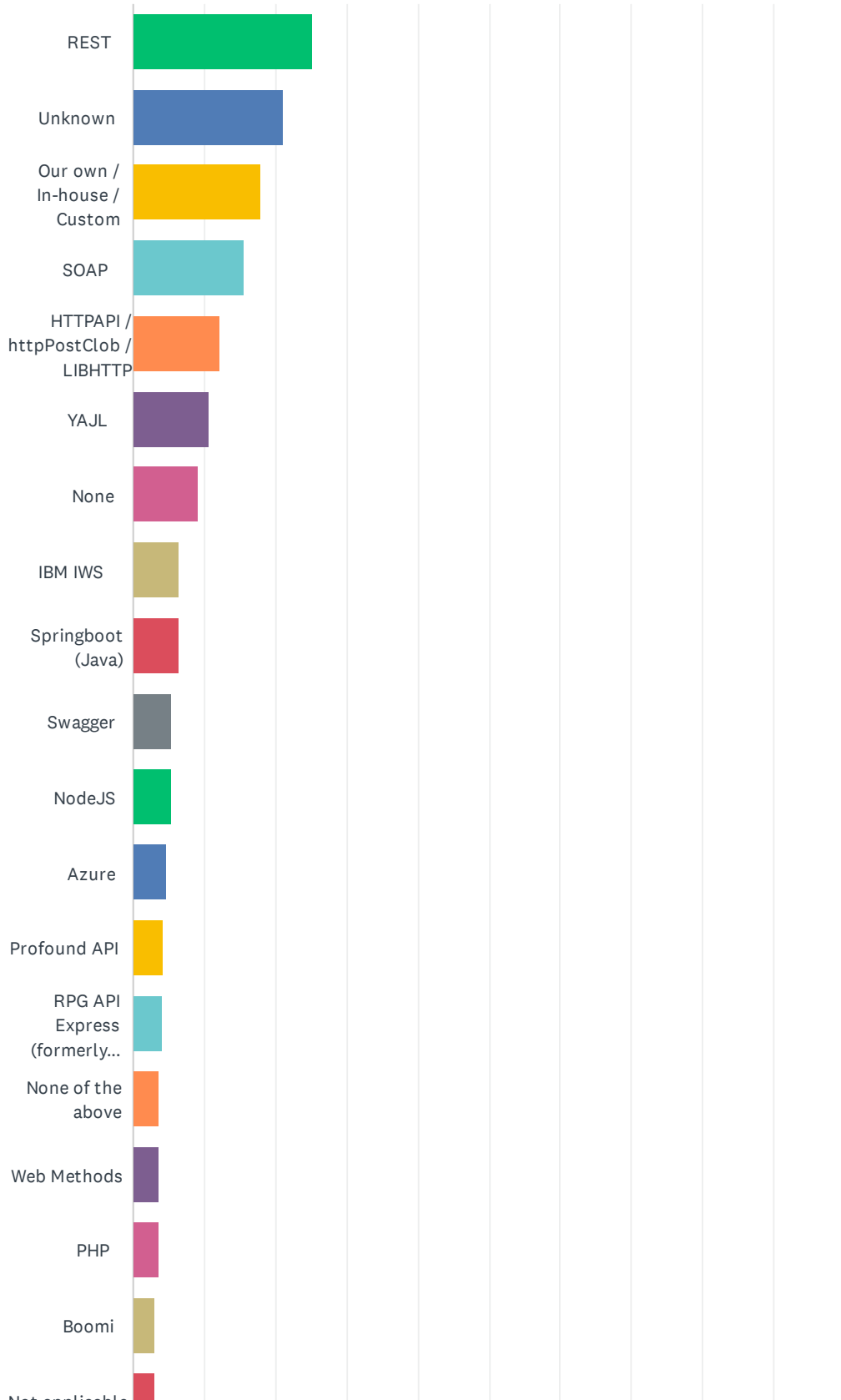
2024 IBM i (AS400, iSeries, System i) Survey in English

| ANSWER CHOICES | RESPONSES | |
|--|-----------|----|
| PowerBI | 24.83% | 75 |
| Unknown | 17.88% | 54 |
| I report directly off of my IBM i / In-house | 16.56% | 50 |
| None | 13.58% | 41 |
| Microsooft Azure / Azure sql server | 9.60% | 29 |
| Sequel | 7.62% | 23 |
| IBM DB2 Web Query for i | 7.28% | 22 |
| Not applicable | 6.95% | 21 |
| Qlik | 6.62% | 20 |
| Tableau | 5.63% | 17 |
| Cognos | 5.30% | 16 |
| Snowflake | 4.64% | 14 |
| Oracle | 4.30% | 13 |
| Amazon Redshift | 1.66% | 5 |
| Infor Birst | 1.32% | 4 |
| Google BigQuery | 0.99% | 3 |
| SAS/VA | 0.99% | 3 |
| Showcase | 0.99% | 3 |
| Business Objects | 0.99% | 3 |
| Tibco WebFocus | 0.66% | 2 |
| Microstrategy | 0.33% | 1 |
| SpotFire | 0.33% | 1 |
| White Cup BI | 0.33% | 1 |
| MRC | 0.33% | 1 |
| VIS performance | 0.33% | 1 |
| Apache superset | 0.33% | 1 |
| CNX | 0.33% | 1 |
| Eclipse BIRT | 0.33% | 1 |
| CDQuery | 0.33% | 1 |
| Phocas | 0.33% | 1 |
| Terradeta | 0.33% | 1 |
| SQL iQuery | 0.33% | 1 |

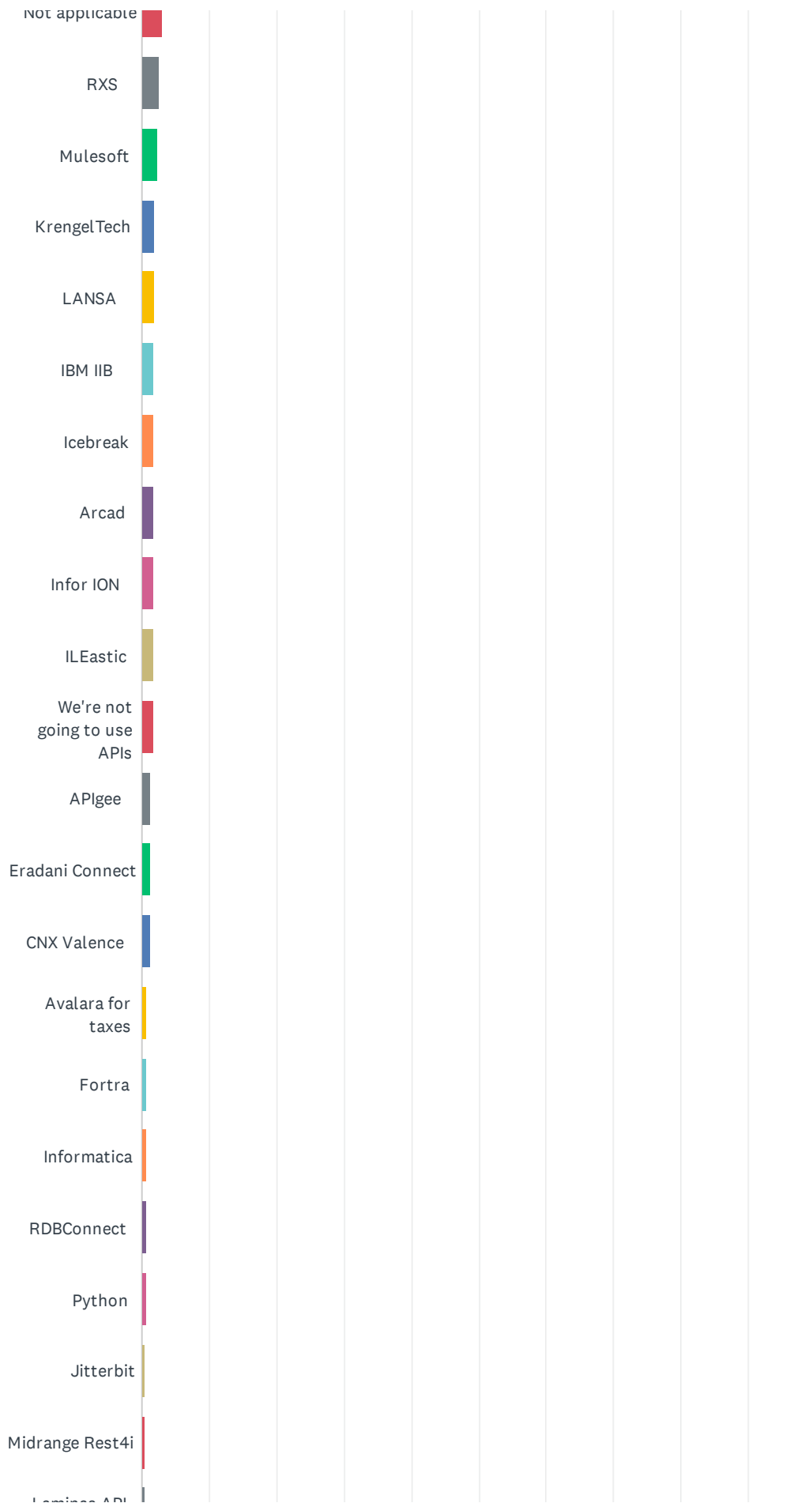
Total Respondents: 302

Q25 What API integration software is your company using?

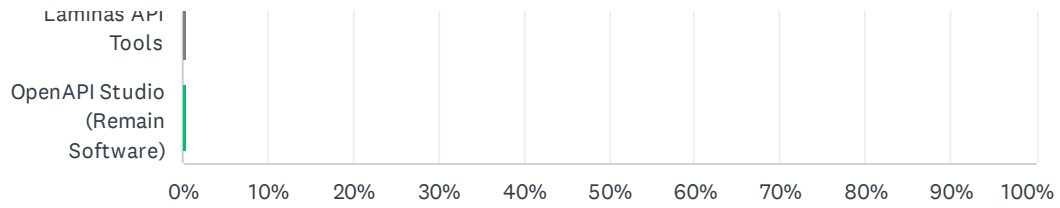
Answered: 302 Skipped: 33



2024 IBM i (AS400, iSeries, System i) Survey in English



2024 IBM i (AS400, iSeries, System i) Survey in English



2024 IBM i (AS400, iSeries, System i) Survey in English

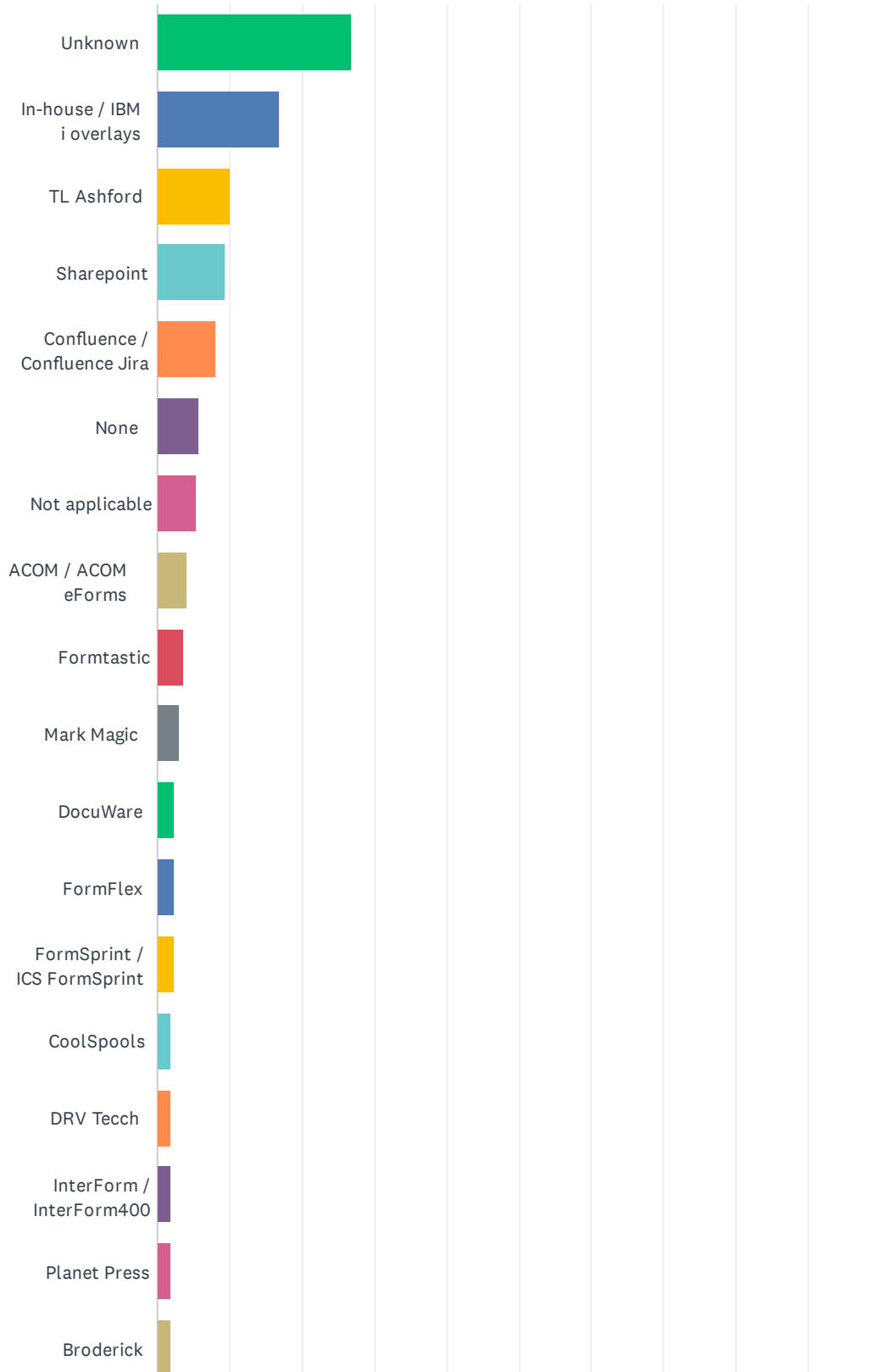
| ANSWER CHOICES | RESPONSES | |
|--|-----------|----|
| REST | 25.17% | 76 |
| Unknown | 21.19% | 64 |
| Our own / In-house / Custom | 17.88% | 54 |
| SOAP | 15.56% | 47 |
| HTTPAPI / httpPostClob / LIBHTTP | 12.25% | 37 |
| YAJL | 10.60% | 32 |
| None | 9.27% | 28 |
| IBM IWS | 6.29% | 19 |
| Springboot (Java) | 6.29% | 19 |
| Swagger | 5.30% | 16 |
| NodeJS | 5.30% | 16 |
| Azure | 4.64% | 14 |
| Profound API | 4.30% | 13 |
| RPG API Express (formerly RPG-XML Suite) | 3.97% | 12 |
| None of the above | 3.64% | 11 |
| Web Methods | 3.64% | 11 |
| PHP | 3.64% | 11 |
| Boomi | 2.98% | 9 |
| Not applicable | 2.98% | 9 |
| RXS | 2.65% | 8 |
| Mulesoft | 2.32% | 7 |
| KrengelTech | 1.99% | 6 |
| LANSA | 1.99% | 6 |
| IBM IIB | 1.66% | 5 |
| Icebreak | 1.66% | 5 |
| Arcad | 1.66% | 5 |
| Infor ION | 1.66% | 5 |
| ILElastic | 1.66% | 5 |
| We're not going to use APIs | 1.66% | 5 |
| APIgee | 1.32% | 4 |
| Eradani Connect | 1.32% | 4 |
| CNX Valence | 1.32% | 4 |

2024 IBM i (AS400, iSeries. System i) Survey in English

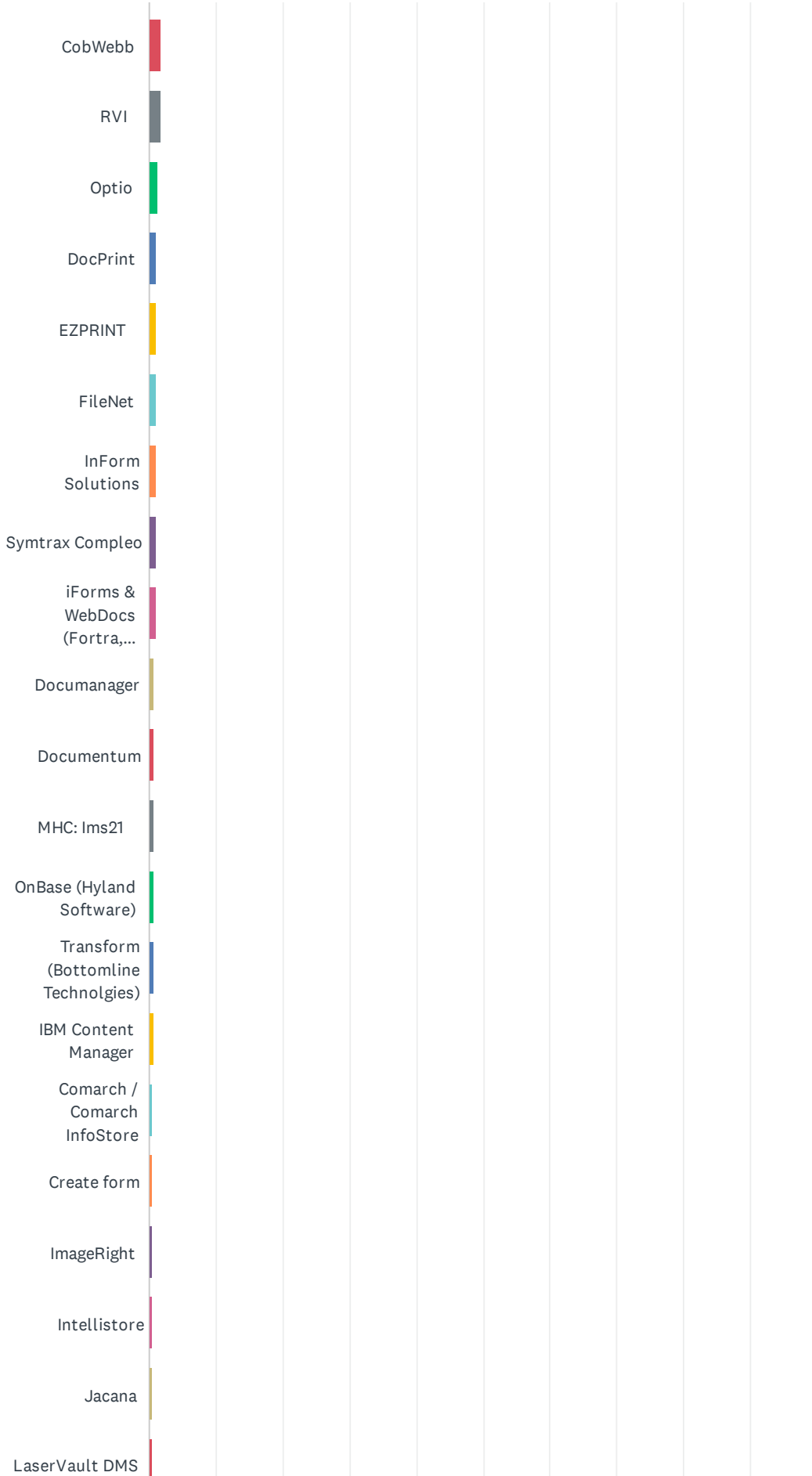
| | | |
|----------------------------------|-------|---|
| Avalara for taxes | 0.66% | 2 |
| Fortra | 0.66% | 2 |
| Informatica | 0.66% | 2 |
| RDBConnect | 0.66% | 2 |
| Python | 0.66% | 2 |
| Jitterbit | 0.33% | 1 |
| Midrange Rest4i | 0.33% | 1 |
| Laminas API Tools | 0.33% | 1 |
| OpenAPI Studio (Remain Software) | 0.33% | 1 |
| Total Respondents: 302 | | |

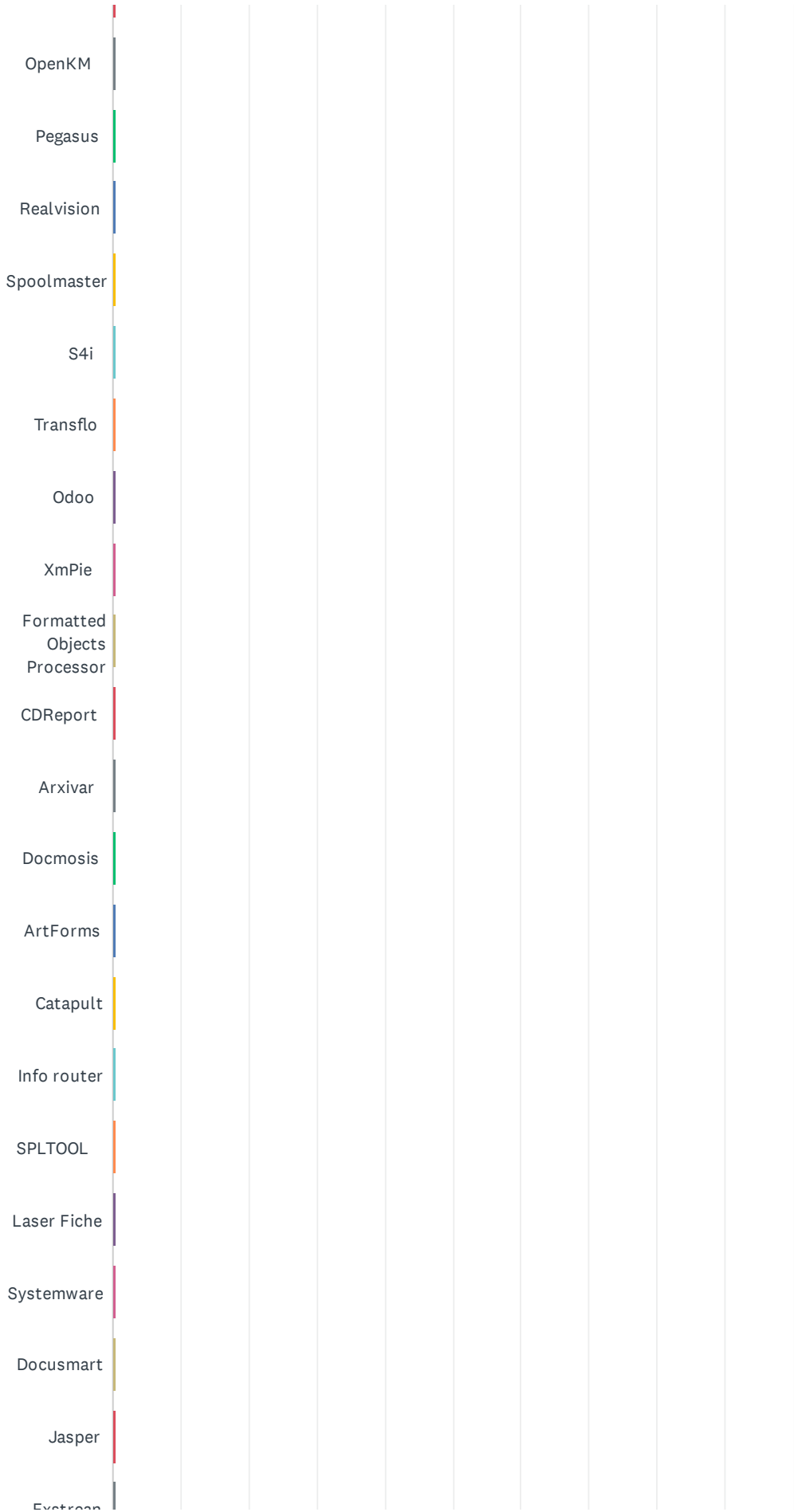
Q26 What forms and/or document management solution is your company using?

Answered: 297 Skipped: 38

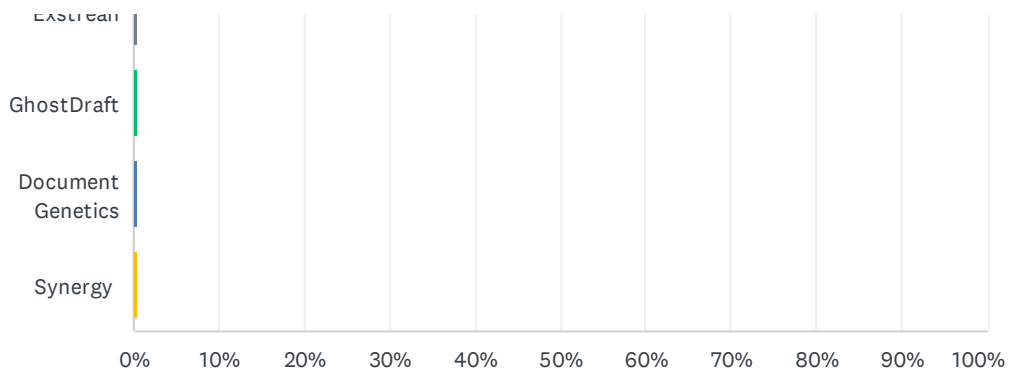


2024 IBM i (AS400, iSeries, System i) Survey in English





2024 IBM i (AS400, iSeries, System i) Survey in English



2024 IBM i (AS400, iSeries, System i) Survey in English

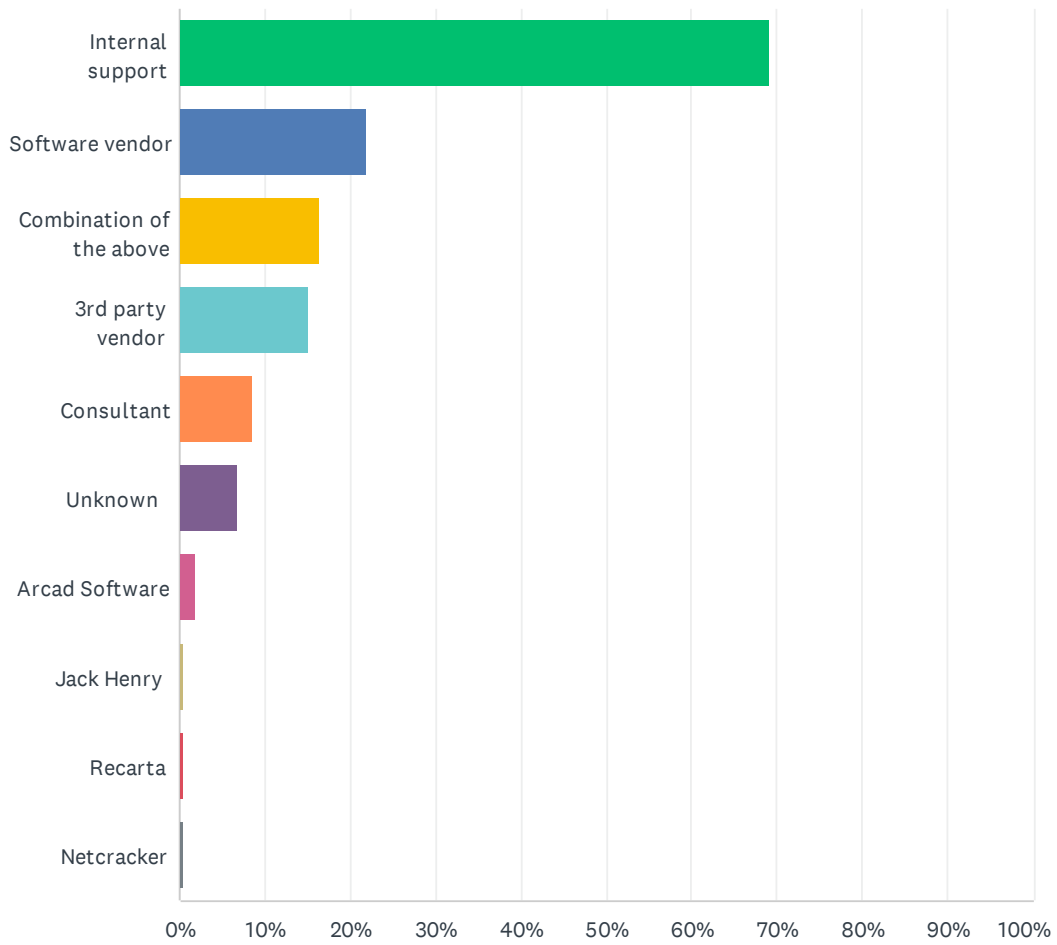
| ANSWER CHOICES | RESPONSES | |
|--|-----------|----|
| Unknown | 26.94% | 80 |
| In-house / IBM i overlays | 16.84% | 50 |
| TL Ashford | 10.10% | 30 |
| Sharepoint | 9.43% | 28 |
| Confluence / Confluence Jira | 8.08% | 24 |
| None | 5.72% | 17 |
| Not applicable | 5.39% | 16 |
| ACOM / ACOM eForms | 4.04% | 12 |
| Formtastic | 3.70% | 11 |
| Mark Magic | 3.03% | 9 |
| DocuWare | 2.36% | 7 |
| FormFlex | 2.36% | 7 |
| FormSprint / ICS FormSprint | 2.36% | 7 |
| CoolSpools | 2.02% | 6 |
| DRV Tecch | 2.02% | 6 |
| InterForm / InterForm400 | 2.02% | 6 |
| Planet Press | 2.02% | 6 |
| Broderick | 2.02% | 6 |
| CobWebb | 1.68% | 5 |
| RVI | 1.68% | 5 |
| Optio | 1.35% | 4 |
| DocPrint | 1.01% | 3 |
| EZPRINT | 1.01% | 3 |
| FileNet | 1.01% | 3 |
| InForm Solutions | 1.01% | 3 |
| Symtrax Compleo | 1.01% | 3 |
| iForms & WebDocs (Fortra, formerly Helpsystems, formerly RJS Software) / Fortra DocAlpha | 1.01% | 3 |
| Documanager | 0.67% | 2 |
| Documentum | 0.67% | 2 |
| MHC: Ims21 | 0.67% | 2 |
| OnBase (Hyland Software) | 0.67% | 2 |
| Transform (Bottomline Technologies) | 0.67% | 2 |

2024 IBM i (AS400, iSeries, System i) Survey in English

| | | |
|-----------------------------|-------|---|
| IBM Content Manager | 0.67% | 2 |
| Comarch / Comarch InfoStore | 0.34% | 1 |
| Create form | 0.34% | 1 |
| ImageRight | 0.34% | 1 |
| Intellistore | 0.34% | 1 |
| Jacana | 0.34% | 1 |
| LaserVault DMS | 0.34% | 1 |
| OpenKM | 0.34% | 1 |
| Pegasus | 0.34% | 1 |
| Realvision | 0.34% | 1 |
| Spoolmaster | 0.34% | 1 |
| S4i | 0.34% | 1 |
| Transflo | 0.34% | 1 |
| Odoo | 0.34% | 1 |
| XmPie | 0.34% | 1 |
| Formatted Objects Processor | 0.34% | 1 |
| CDReport | 0.34% | 1 |
| Arxivar | 0.34% | 1 |
| Docmosis | 0.34% | 1 |
| ArtForms | 0.34% | 1 |
| Catapult | 0.34% | 1 |
| Info router | 0.34% | 1 |
| SPLTOOL | 0.34% | 1 |
| Laser Fiche | 0.34% | 1 |
| Systemware | 0.34% | 1 |
| Docusmart | 0.34% | 1 |
| Jasper | 0.34% | 1 |
| Exstreaan | 0.34% | 1 |
| GhostDraft | 0.34% | 1 |
| Document Genetics | 0.34% | 1 |
| Synergy | 0.34% | 1 |
| Total Respondents: 297 | | |

Q27 Who supports your business software?

Answered: 305 Skipped: 30

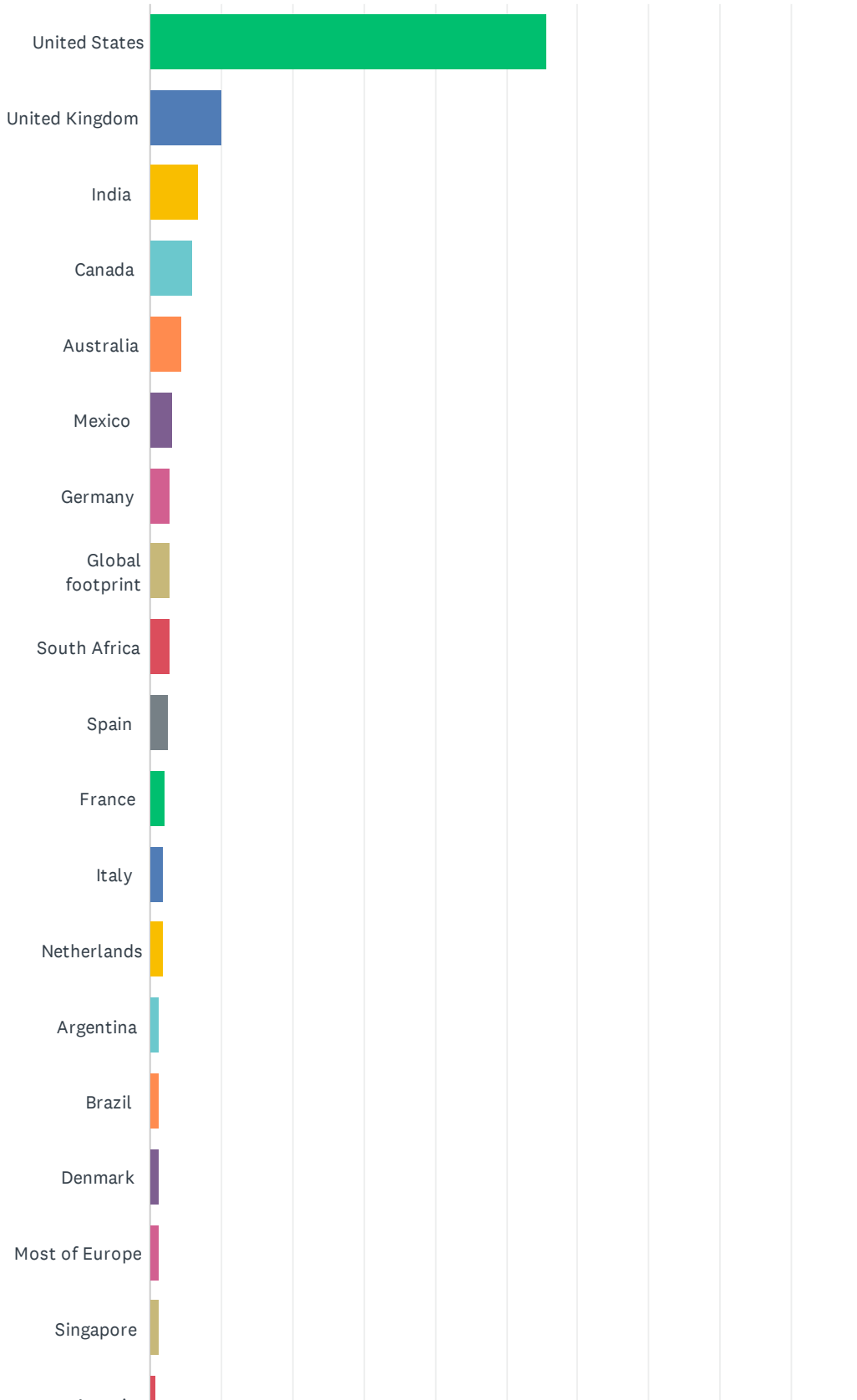


2024 IBM i (AS400, iSeries. System i) Survey in English

| ANSWER CHOICES | RESPONSES | |
|--------------------------|-----------|-----|
| Internal support | 69.18% | 211 |
| Software vendor | 21.97% | 67 |
| Combination of the above | 16.39% | 50 |
| 3rd party vendor | 15.08% | 46 |
| Consultant | 8.52% | 26 |
| Unknown | 6.89% | 21 |
| Arcad Software | 1.97% | 6 |
| Jack Henry | 0.33% | 1 |
| Recarta | 0.33% | 1 |
| Netcracker | 0.33% | 1 |
| Total Respondents: 305 | | |

Q28 What country is your company located in?

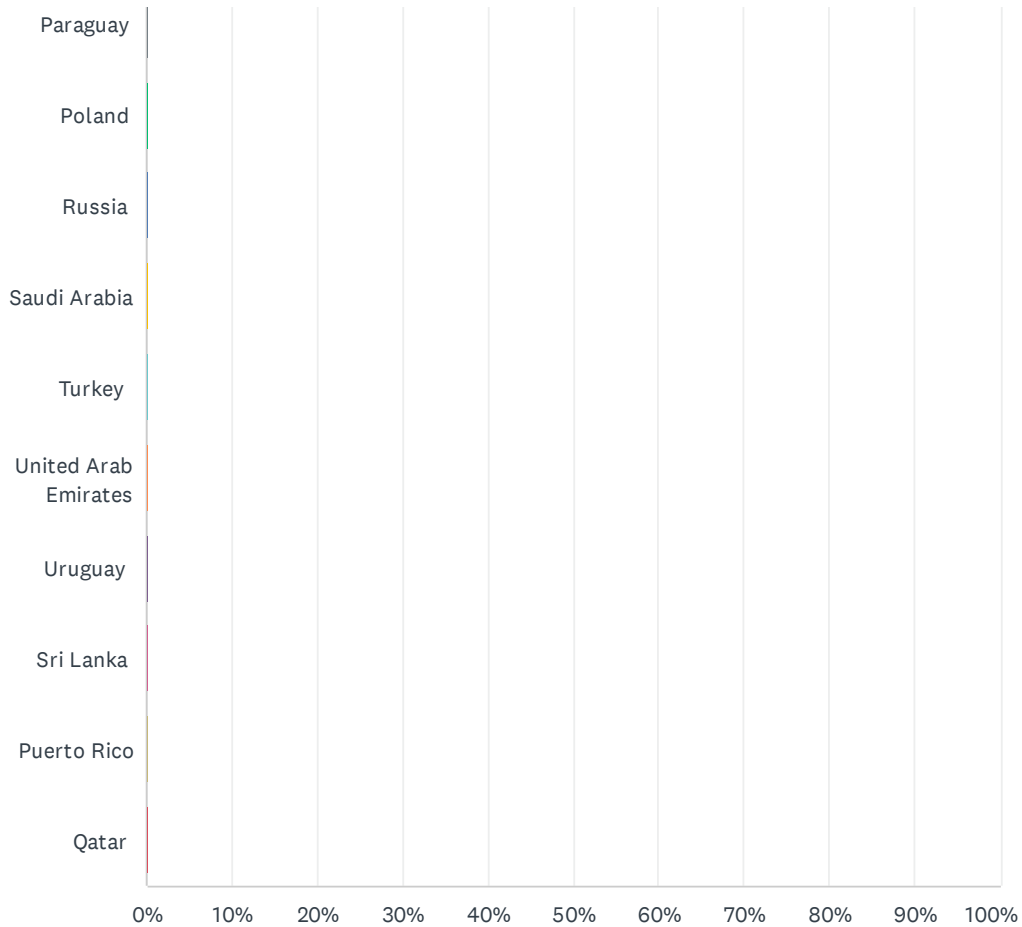
Answered: 320 Skipped: 15



2024 IBM i (AS400, iSeries, System i) Survey in English



2024 IBM i (AS400, iSeries, System i) Survey in English



2024 IBM i (AS400, iSeries. System i) Survey in English

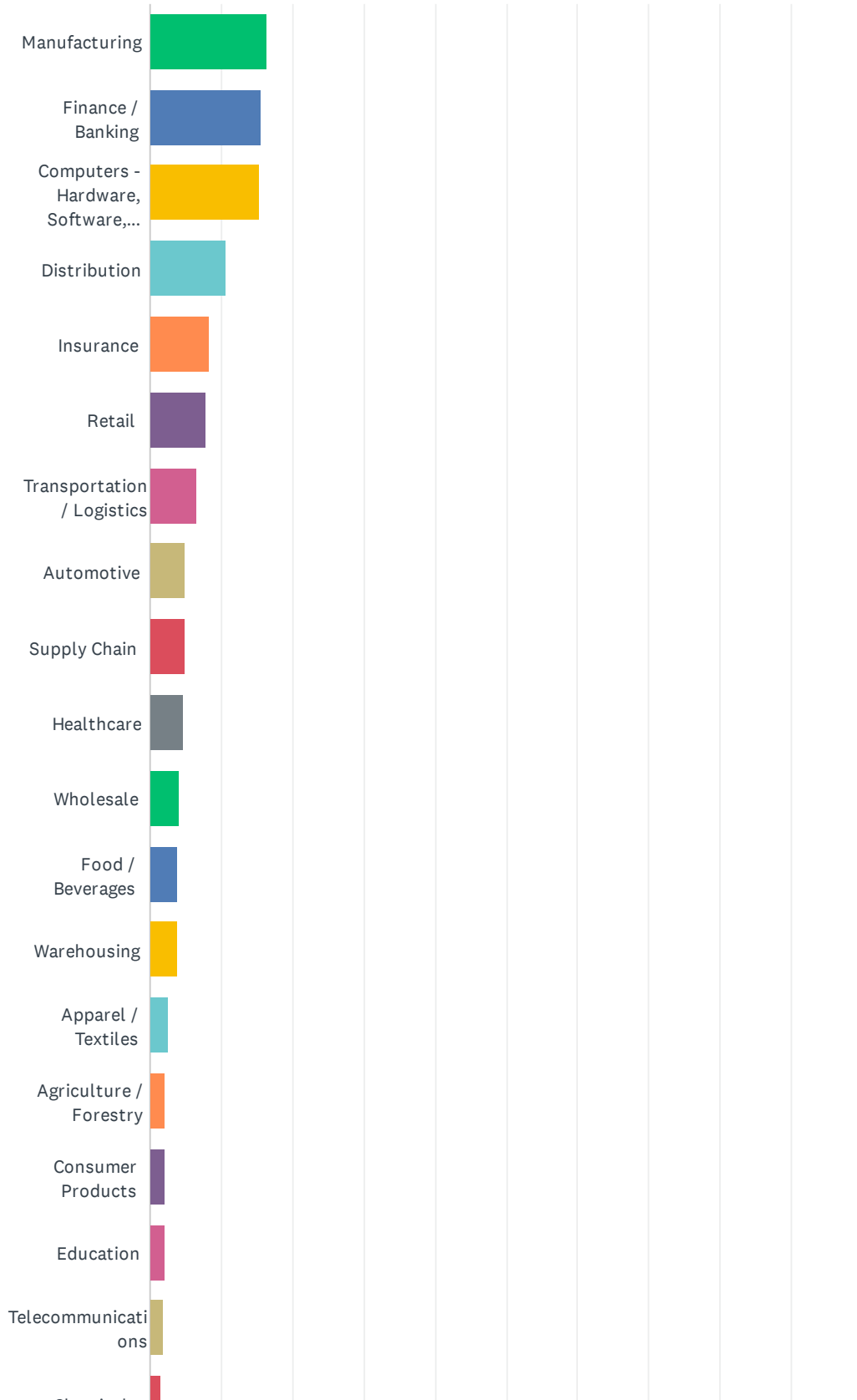
| ANSWER CHOICES | RESPONSES | |
|------------------|-----------|-----|
| United States | 55.63% | 178 |
| United Kingdom | 10.00% | 32 |
| India | 6.88% | 22 |
| Canada | 5.94% | 19 |
| Australia | 4.38% | 14 |
| Mexico | 3.13% | 10 |
| Germany | 2.81% | 9 |
| Global footprint | 2.81% | 9 |
| South Africa | 2.81% | 9 |
| Spain | 2.50% | 8 |
| France | 2.19% | 7 |
| Italy | 1.88% | 6 |
| Netherlands | 1.88% | 6 |
| Argentina | 1.25% | 4 |
| Brazil | 1.25% | 4 |
| Denmark | 1.25% | 4 |
| Most of Europe | 1.25% | 4 |
| Singapore | 1.25% | 4 |
| Austria | 0.94% | 3 |
| Belgium | 0.94% | 3 |
| Japan | 0.94% | 3 |
| Philippines | 0.94% | 3 |
| Venezuela | 0.94% | 3 |
| China | 0.63% | 2 |
| Guatemala | 0.63% | 2 |
| Hong Kong | 0.63% | 2 |
| Indonesia | 0.63% | 2 |
| Ireland | 0.63% | 2 |
| Malaysia | 0.63% | 2 |
| Sweden | 0.63% | 2 |
| Switzerland | 0.63% | 2 |
| Thailand | 0.63% | 2 |

2024 IBM i (AS400, iSeries, System i) Survey in English

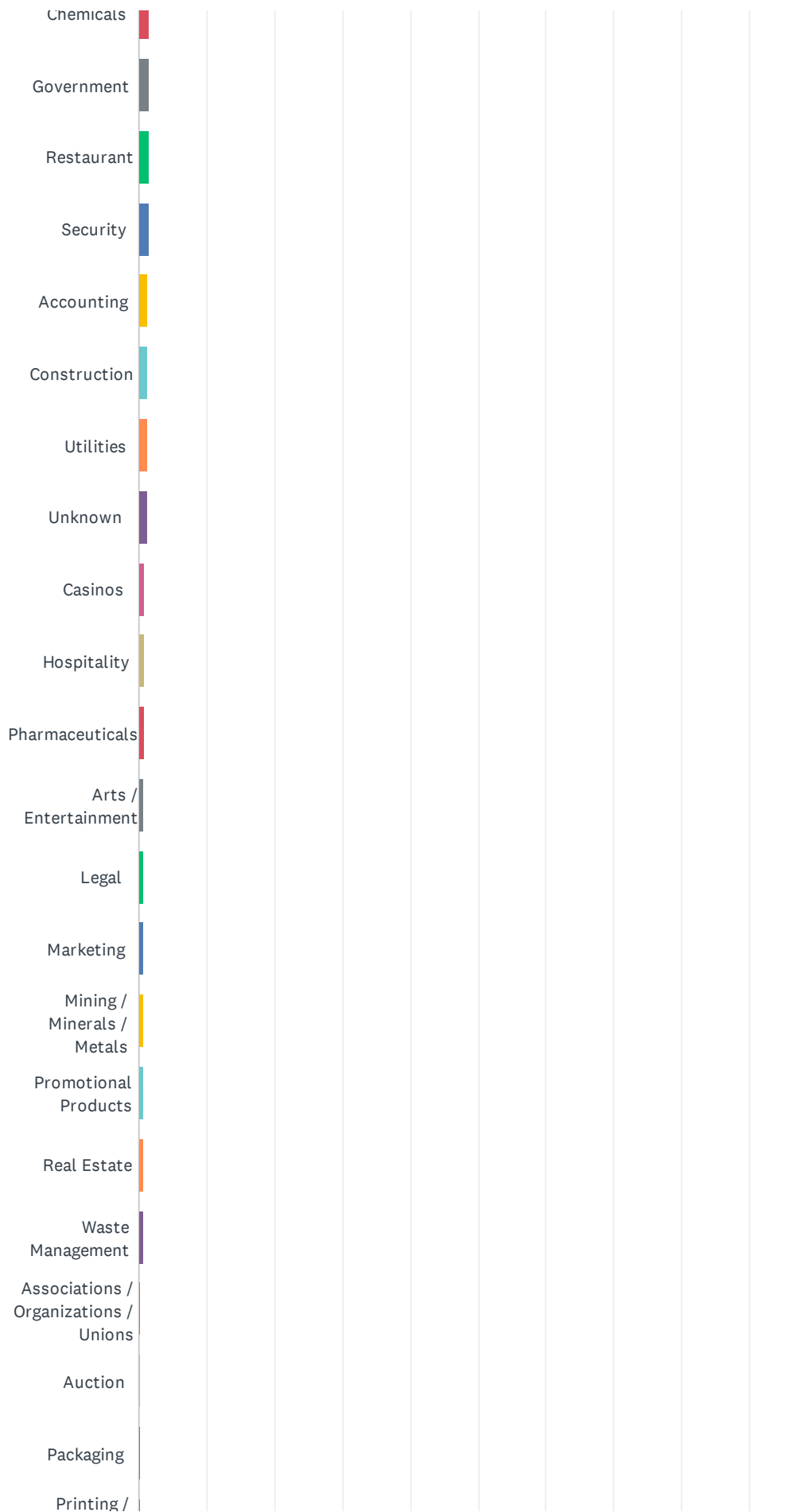
| | | |
|------------------------|-------|---|
| Bahamas | 0.31% | 1 |
| Chile | 0.31% | 1 |
| Ecuador | 0.31% | 1 |
| Finland | 0.31% | 1 |
| Hungary | 0.31% | 1 |
| New Zealand | 0.31% | 1 |
| Nicaragua | 0.31% | 1 |
| Paraguay | 0.31% | 1 |
| Poland | 0.31% | 1 |
| Russia | 0.31% | 1 |
| Saudi Arabia | 0.31% | 1 |
| Turkey | 0.31% | 1 |
| United Arab Emirates | 0.31% | 1 |
| Uruguay | 0.31% | 1 |
| Sri Lanka | 0.31% | 1 |
| Puerto Rico | 0.31% | 1 |
| Qatar | 0.31% | 1 |
| Total Respondents: 320 | | |

Q29 What industry is your company in?

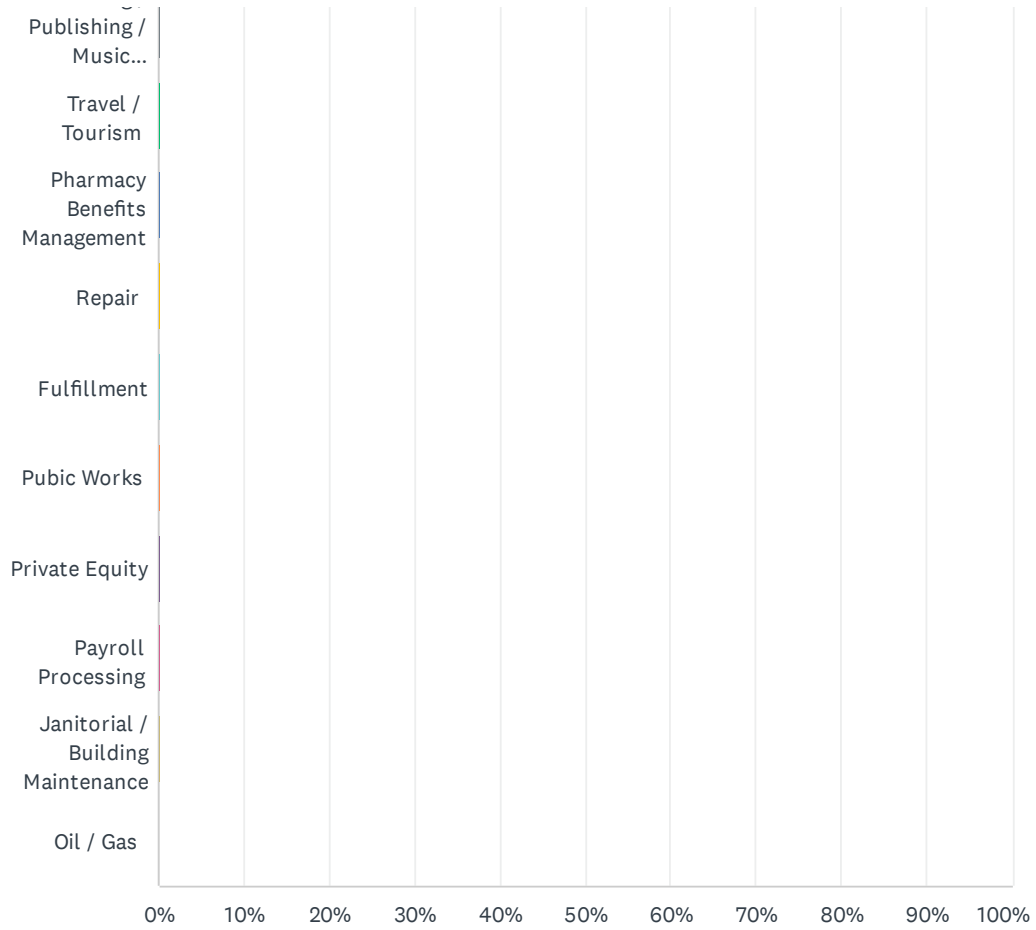
Answered: 321 Skipped: 14



2024 IBM i (AS400, iSeries, System i) Survey in English



2024 IBM i (AS400, iSeries, System i) Survey in English



2024 IBM i (AS400, iSeries, System i) Survey in English

| ANSWER CHOICES | RESPONSES | |
|--|-----------|----|
| Manufacturing | 16.51% | 53 |
| Finance / Banking | 15.58% | 50 |
| Computers - Hardware, Software, Services | 15.26% | 49 |
| Distribution | 10.59% | 34 |
| Insurance | 8.41% | 27 |
| Retail | 7.79% | 25 |
| Transportation / Logistics | 6.54% | 21 |
| Automotive | 4.98% | 16 |
| Supply Chain | 4.98% | 16 |
| Healthcare | 4.67% | 15 |
| Wholesale | 4.05% | 13 |
| Food / Beverages | 3.74% | 12 |
| Warehousing | 3.74% | 12 |
| Apparel / Textiles | 2.49% | 8 |
| Agriculture / Forestry | 2.18% | 7 |
| Consumer Products | 2.18% | 7 |
| Education | 2.18% | 7 |
| Telecommunications | 1.87% | 6 |
| Chemicals | 1.56% | 5 |
| Government | 1.56% | 5 |
| Restaurant | 1.56% | 5 |
| Security | 1.56% | 5 |
| Accounting | 1.25% | 4 |
| Construction | 1.25% | 4 |
| Utilities | 1.25% | 4 |
| Unknown | 1.25% | 4 |
| Casinos | 0.93% | 3 |
| Hospitality | 0.93% | 3 |
| Pharmaceuticals | 0.93% | 3 |
| Arts / Entertainment | 0.62% | 2 |
| Legal | 0.62% | 2 |
| Marketing | 0.62% | 2 |

2024 IBM i (AS400, iSeries, System i) Survey in English

| | | |
|--|-------|---|
| Mining / Minerals / Metals | 0.62% | 2 |
| Promotional Products | 0.62% | 2 |
| Real Estate | 0.62% | 2 |
| Waste Management | 0.62% | 2 |
| Associations / Organizations / Unions | 0.31% | 1 |
| Auction | 0.31% | 1 |
| Packaging | 0.31% | 1 |
| Printing / Publishing / Music Copyrighting | 0.31% | 1 |
| Travel / Tourism | 0.31% | 1 |
| Pharmacy Benefits Management | 0.31% | 1 |
| Repair | 0.31% | 1 |
| Fulfillment | 0.31% | 1 |
| Pubic Works | 0.31% | 1 |
| Private Equity | 0.31% | 1 |
| Payroll Processing | 0.31% | 1 |
| Janitorial / Building Maintenance | 0.31% | 1 |
| Oil / Gas | 0.00% | 0 |
| Total Respondents: 321 | | |

Q30 What is the name of your company? This might sound like a risky question to answer but in all of the years I've been running this survey only one person has ever seen how people have answered it - me. And the only reason I ask it is because it makes it a whole lot easier to adjust the counts when two people from the same company respond to the survey. The numbers have to be adjusted downwards for some questions when that happens. For example - Does your company plan to migrate within a year? The number would have to be decreased by 1 if two people from the same company answered.

Answered: 248 Skipped: 87